

# YG811S09R

(90V / 5A TO-220F15)

## SCHOTTKY BARRIER DIODE

### Features

- Low  $V_F$
- Super high speed switching.
- High reliability by planer design.

### Applications

- High speed power switching.

### Maximum Ratings and Characteristics

- Absolute Maximum Ratings

Item	Symbol	Conditions	Rating	Unit
Repetitive peak reverse voltage	$V_{RRM}$		90	V
Repetitive peak surge reverse voltage	$V_{RSM}$	$t_w=500ns, duty=1/40$	100	V
Isolation voltage	$V_{iso}$	Terminals to Case, AC. 1min.	1500	V
Average output current	$I_o$	$duty=1/2, T_c=116^{\circ}C$ Rectangl wave	5	A
Surge current	$I_{FSM}$	Sine wave 10ms	80	A
Operating junction temperature	$T_j$		-40 to +150	$^{\circ}C$
Storage temperature	$T_{stg}$		-40 to +150	$^{\circ}C$

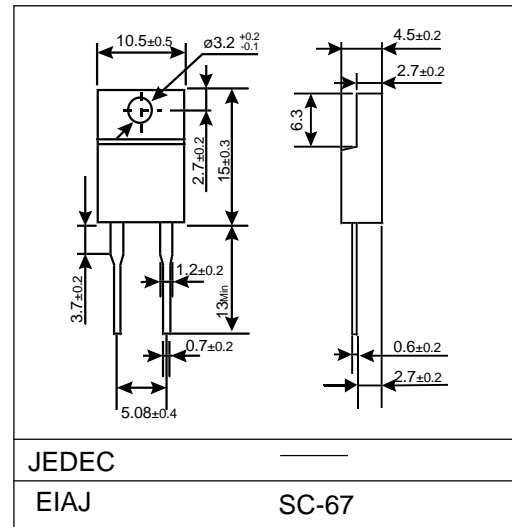
- Electrical Characteristics ( $T_a=25^{\circ}C$  Unless otherwise specified )

Item	Symbol	Conditions	Max.	Unit
Forward voltage drop	$V_F$	$I_F=4.0A$	0.9	V
Reverse current	$I_R$	$V_R=V_{RRM}$	5.0	mA
Thermal resistance	$R_{th(j-c)}$	Junction to case	5.0	$^{\circ}C/W$

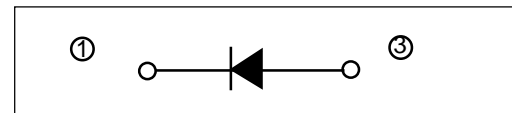
- Mechanical Characteristics

Mounting torque	Recommended torque	0.3 to 0.5	N · m
Weight		2.3	g

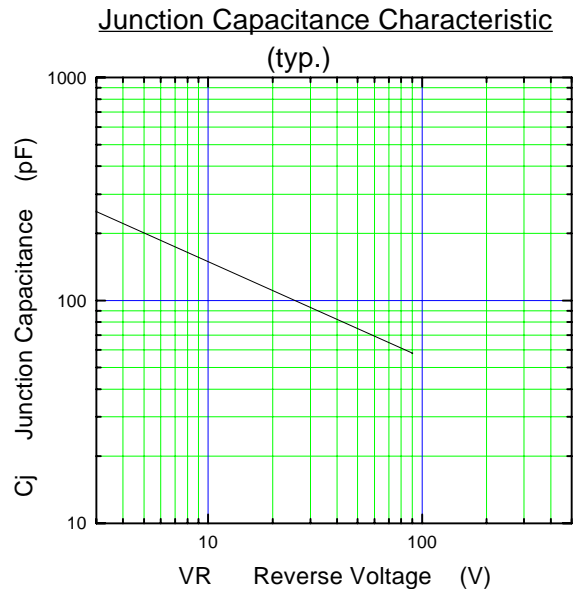
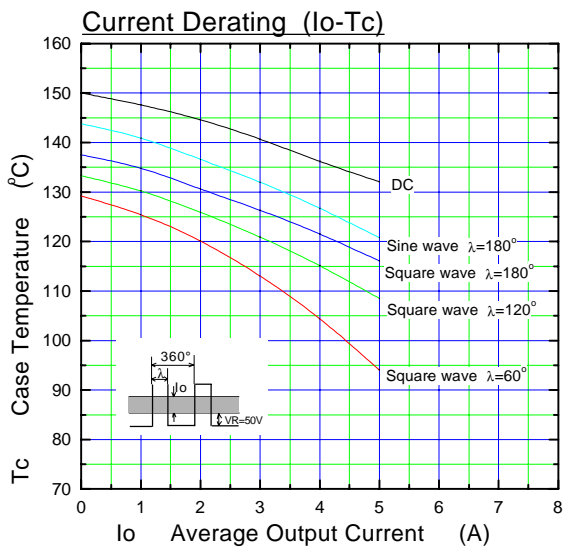
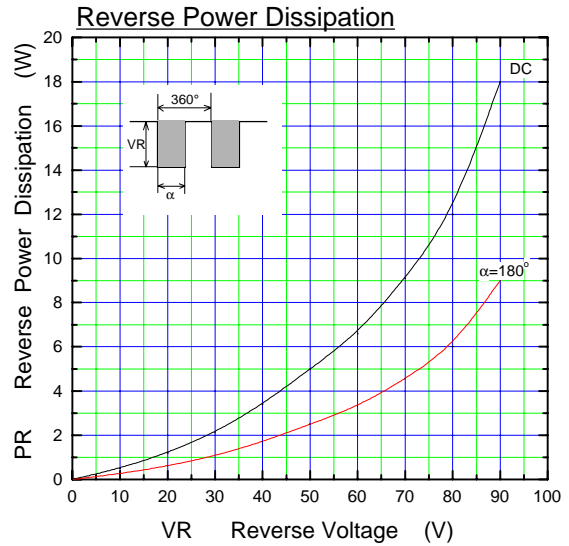
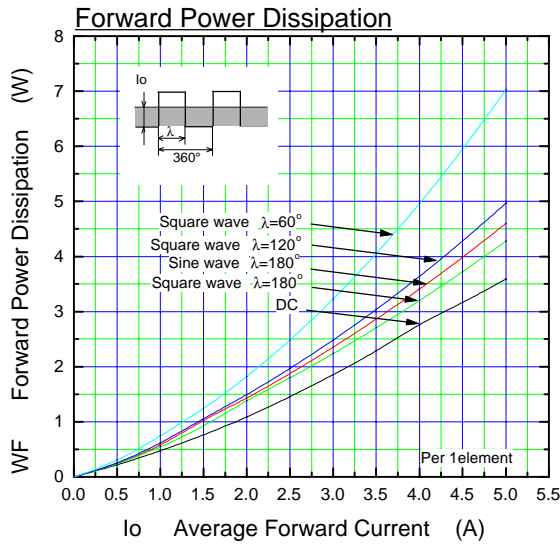
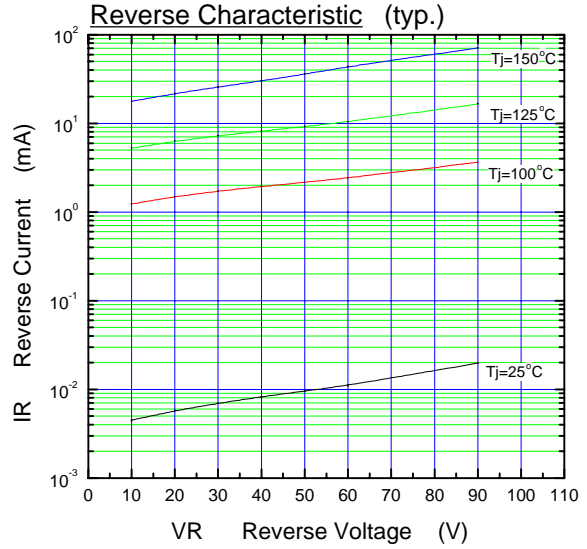
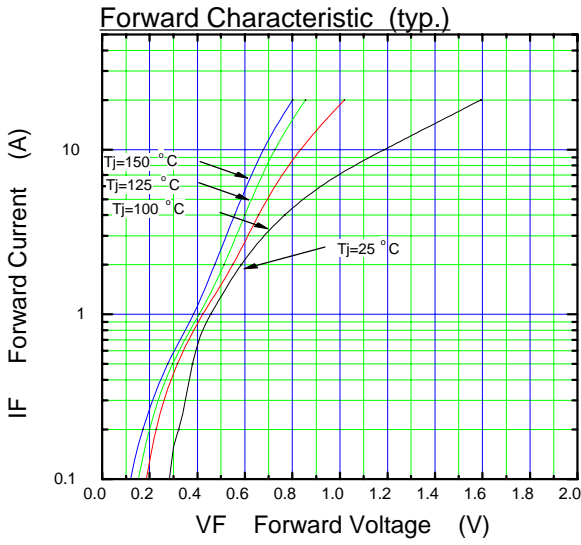
### Outline Drawings



### Connection Diagram



Characteristics



λ: Conduction angle of forward current for each rectifier element  
 Io: Output current of center-tap full wave connection

