

ショットキーバリアダイオード

SCHOTTKY BARRIER DIODE

■特長：Features

- 取り付け面が絶縁されたフルモールドタイプ
Insulated package by fully molding.
- 低 V_F
Low V_F
- スイッチングスピードが非常に速い
Super high speed switching.
- プレーナー技術による高信頼性
High reliability by planer design.

■用途：Applications

- 高速電力スイッチング
High speed power switching.

■定格と特性：Maximum Ratings and Characteristics

●絶対最大定格：Absolute Maximum Ratings

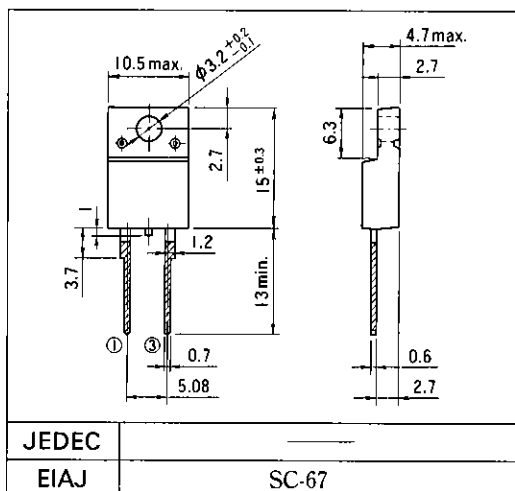
Items	Symbols	Conditions	Ratings	Units
ピーク繰り返し逆電圧 Repetitive Peak Reverse Voltage	V_{RRM}		90	V
ピーク非繰り返し逆電圧 Non-Repetitive Peak Reverse Voltage	V_{RSM}	$tw = 500ns, duty = 1/10$	100	V
平均出力電流 Average Output Current	I_O	方形波, $duty = 1/2, T_c = 85^\circ C$ Square wave	5	A
サージ電流 Surge Current	I_{FSM}	正弦波 Sine wave 10ms	80	A
接合温度 Operating Junction Temperature	T_j		-40 ~ +125	$^\circ C$
保存温度 Storage Temperature	T_{stg}		-40 ~ +125	$^\circ C$

●電気的特性(特に指定がない限り周囲温度 $T_a = 25^\circ C$ とする)

Electrical Characteristics ($T_a = 25^\circ C$ Unless otherwise specified)

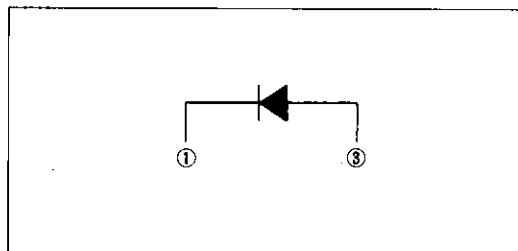
Items	Symbols	Conditions	Max.	Units
順電圧 Forward Voltage Drop	V_{FM}	$I_{FM} = 4.0A$	0.9	V
逆電流 Reverse Current	I_{RRM}	$V_R = V_{RRM}$	5.0	mA
熱抵抗 Thermal Resistance	$R_{th(j-c)}$	接合・ケース間 平滑直流 Junction to case	5.0	$^\circ C/W$

■外形寸法：Outline Drawings



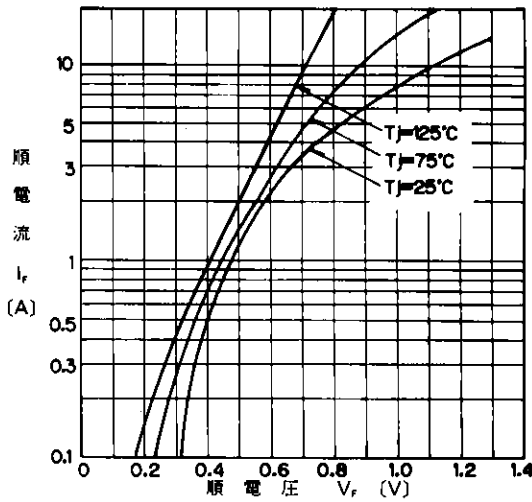
■電極接続

Connection Diagram

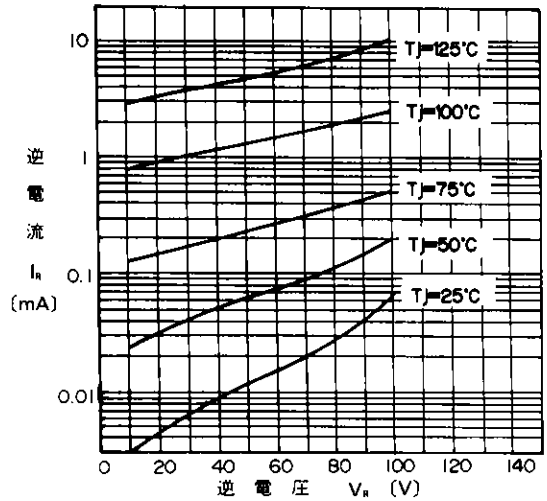


A

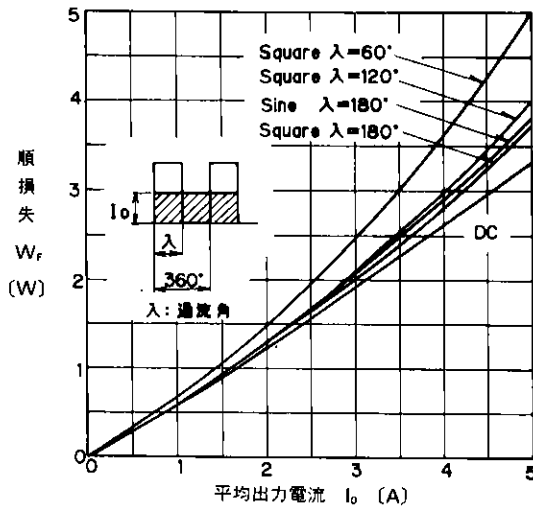
■特性曲線 : Characteristics



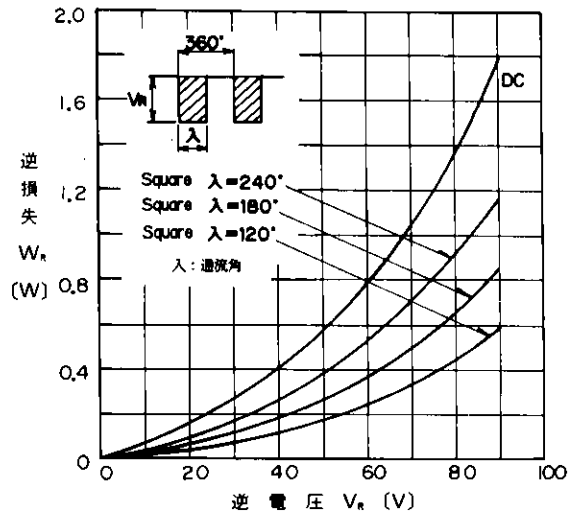
順特性 (代表特性)
Forward Characteristics



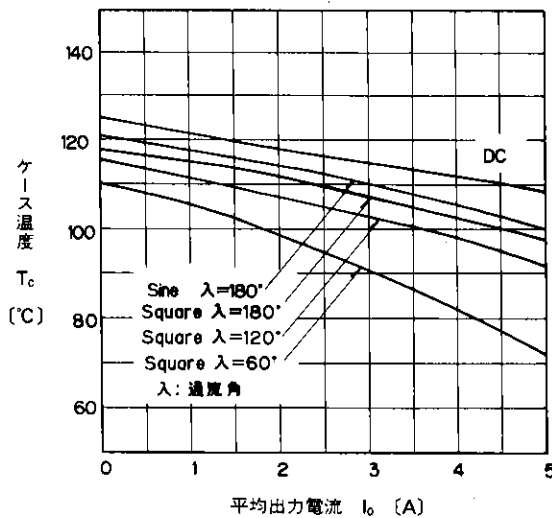
逆特性 (代表特性)
Reverse Characteristics



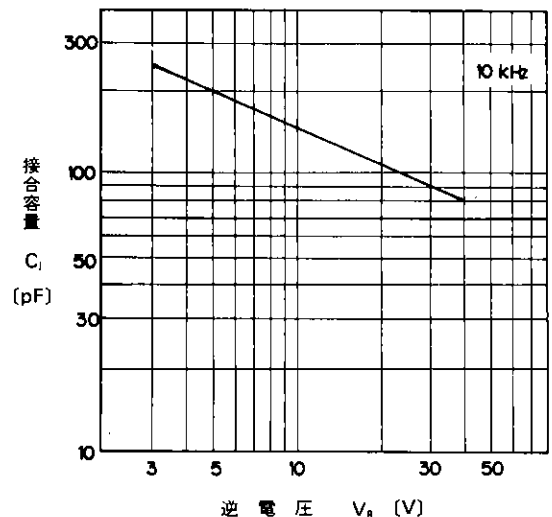
順損失特性
Forward Power Dissipation



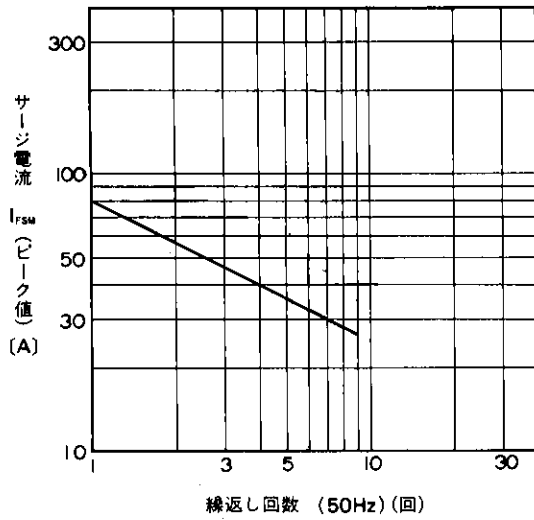
逆損失特性
Reverse Power Dissipation



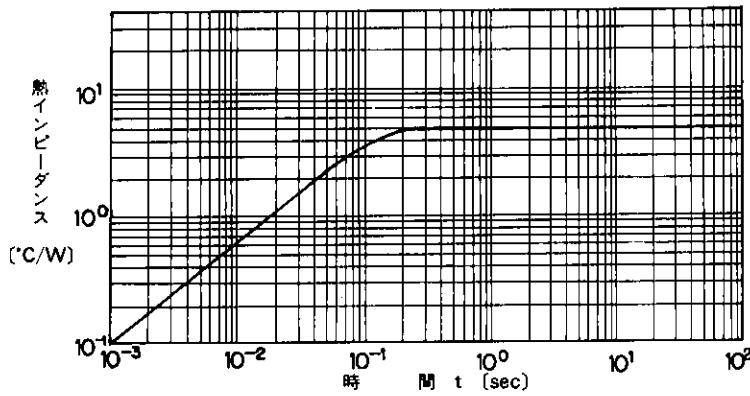
平均出力電流—ケース温度特性
Average Output Current-Case Temperature



接合容量特性 (代表特性)
Junction Capacitance Characteristics



サージ電流耐量
Surge Capability



過渡熱インピーダンス
Transient Thermal Impedance