

SPECIFICATION

Device Name : SILICON DIODE

Type Name : YG811S04R

Spec. No. :

This material and the information herein is the property of Fuji Electric Co. Ltd. They shall be neither reproduced, copied, lent, or disclosed in any way whatsoever for the use of any third party nor used for the manufacturing purposes without the express written consent of Fuji Electric Co., Ltd.

Fuji Electric Co., Ltd.
Matsumoto Factory

	DATE	NAME	APPROVED		Fuji Electric Co., Ltd.				
DRAWN									
CHECKED									
				DWG. NO.	<table border="1" style="width: 100%; height: 20px;"> <tr><td> </td><td> </td></tr> <tr><td> </td><td> </td></tr> </table>				

H04-004-07

1. SCOPE

This specification provides the ratings and the test requirement for FUJI SILICON DIODE YG811S04R

2. OUT VIEW · MARKING · MOLDING RESIN

(1) Out view is shown

(2) Marking is shown

It is marked to type name or abbreviated type name, polarity and Lot No

(3) Molding resin

Epoxy resin UL94:94V-0

3. RATINGS

3.1 MAXIMUM RATINGS

ITEM	SYMBOL	CONDITIONS	RATINGS	UNITS
Repetitive peak surge reverse voltage	V_{RSM}	tw=500ns, duty=1/40	48	V
Repetitive peak reverse voltage	V_{RRM}		40	V
Isolating voltage	V_{iso}	Terminals-to-Case, AC, 1min	1500	V
Average forward current	I_o	Square wave duty=1/2 $T_c=122^{\circ}C$	5	A
Non-repetitive surge current	I_{FSM}	Sine wave, 10ms	120	A
Operating junction temperature	T_j		150	$^{\circ}C$
Storage temperature	T_{stg}		-40to+150	$^{\circ}C$

3.2 ELECTRICAL CHARACTERISTICS (at $T_a=25^{\circ}C$ unless otherwise specified.)

ITEM	SYMBOL	CONDITIONS	MAXIMUM	UNITS
Forward voltage **	V_F	$I_F = 5 A$	0.55	V
Reverse current **	I_R	$V_R = V_{RRM}$	5.0	mA
Thermal resistance	$R_{th(j-c)}$	Junction to case	5.0	$^{\circ}C/W$

** Rating per element

3.3 MECHANICAL CHARACTERISTICS

Mounting torque	Recommended torque	0.3 ~ 0.5	N · m
Weight		2.0	g

This material and the information herein is the property of Fuji Electric Co., Ltd. They shall be neither reproduced, copied, lent, or disclosed in any way whatsoever for the use of any third party nor used for the manufacturing purposes without the express written consent of Fuji Electric Co., Ltd.

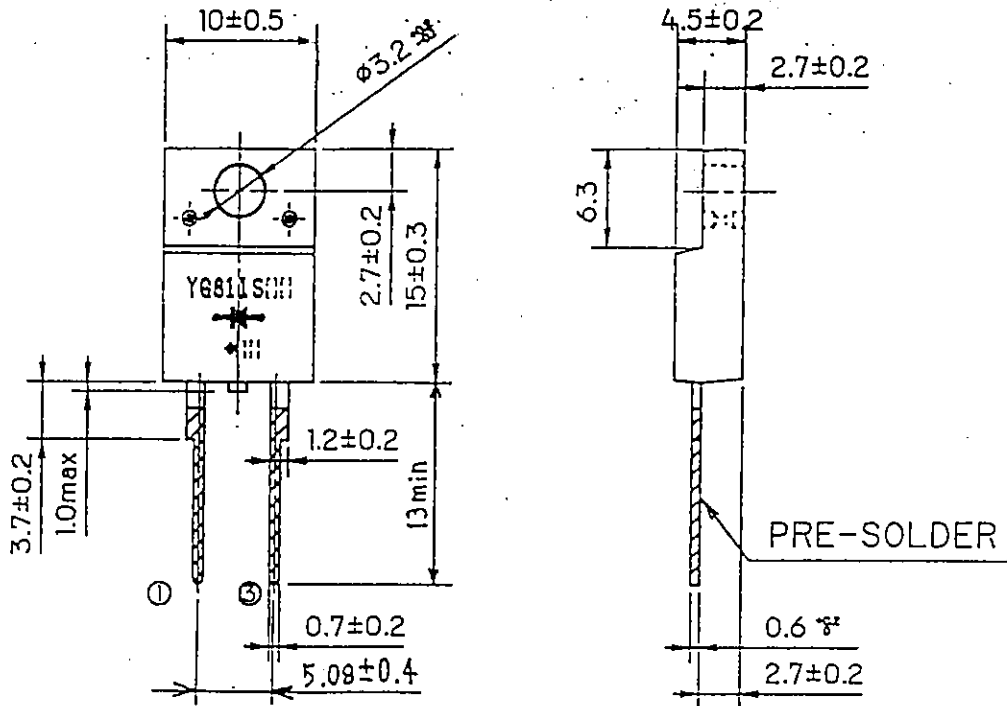
Fuji Electric Co., Ltd

DWG. NO.

H04-004-03

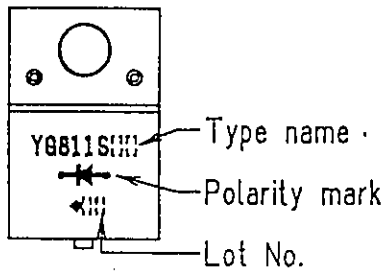
This material and the information herein is the property of Fuji Electric Co., Ltd. They shall be neither reproduced, copied, lent, or disclosed in any way whatsoever for the use of any third party nor used for the manufacturing purposes without the express written consent of Fuji Electric Co., Ltd.

OUT VIEW.



DIMENSIONS ARE IN MILLIMETERS.

MARKING



CONNECTION

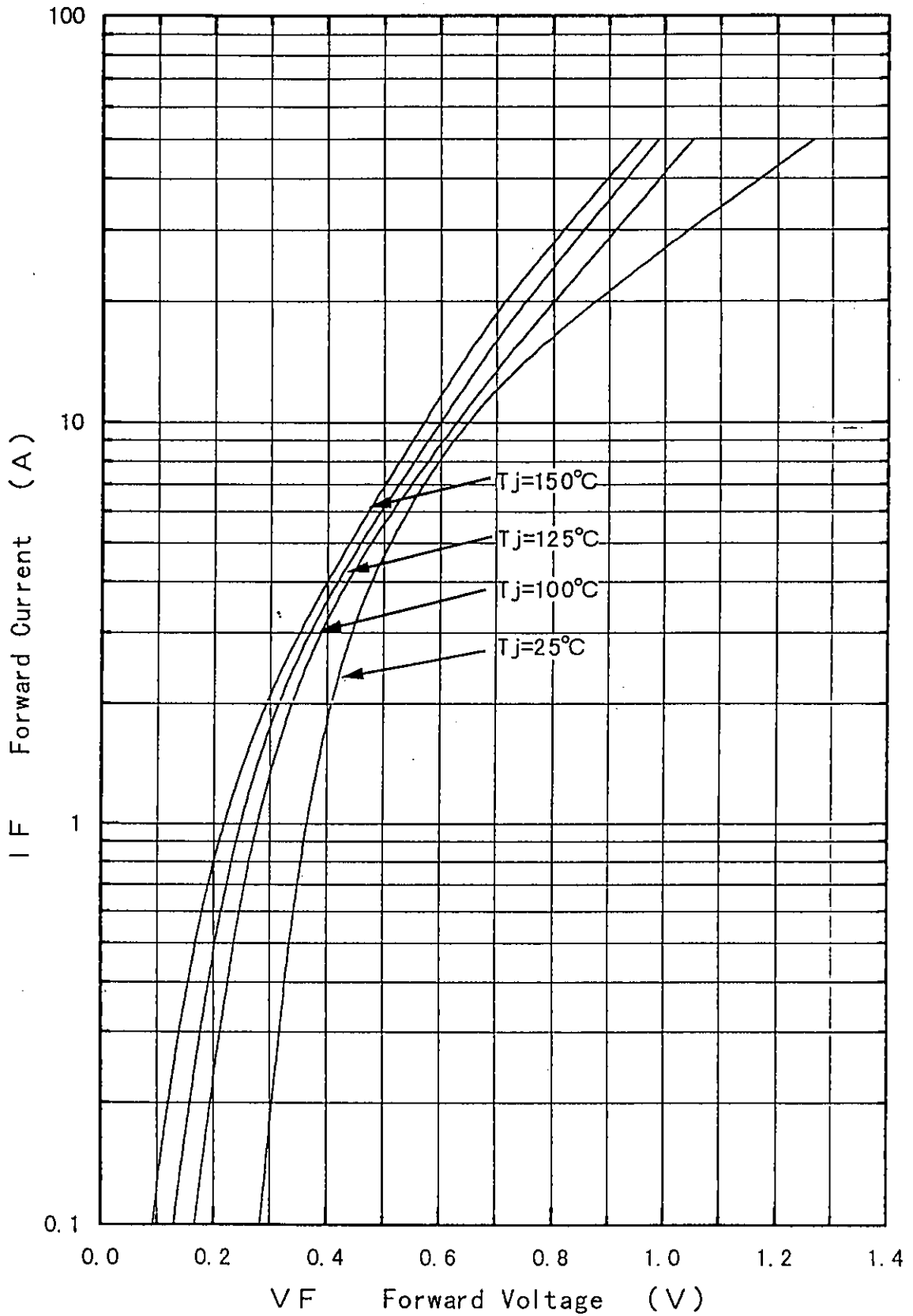


Fuji Electric Co., Ltd.

DWG. NO.

H04-004-03

Forward Characteristic (typ.)



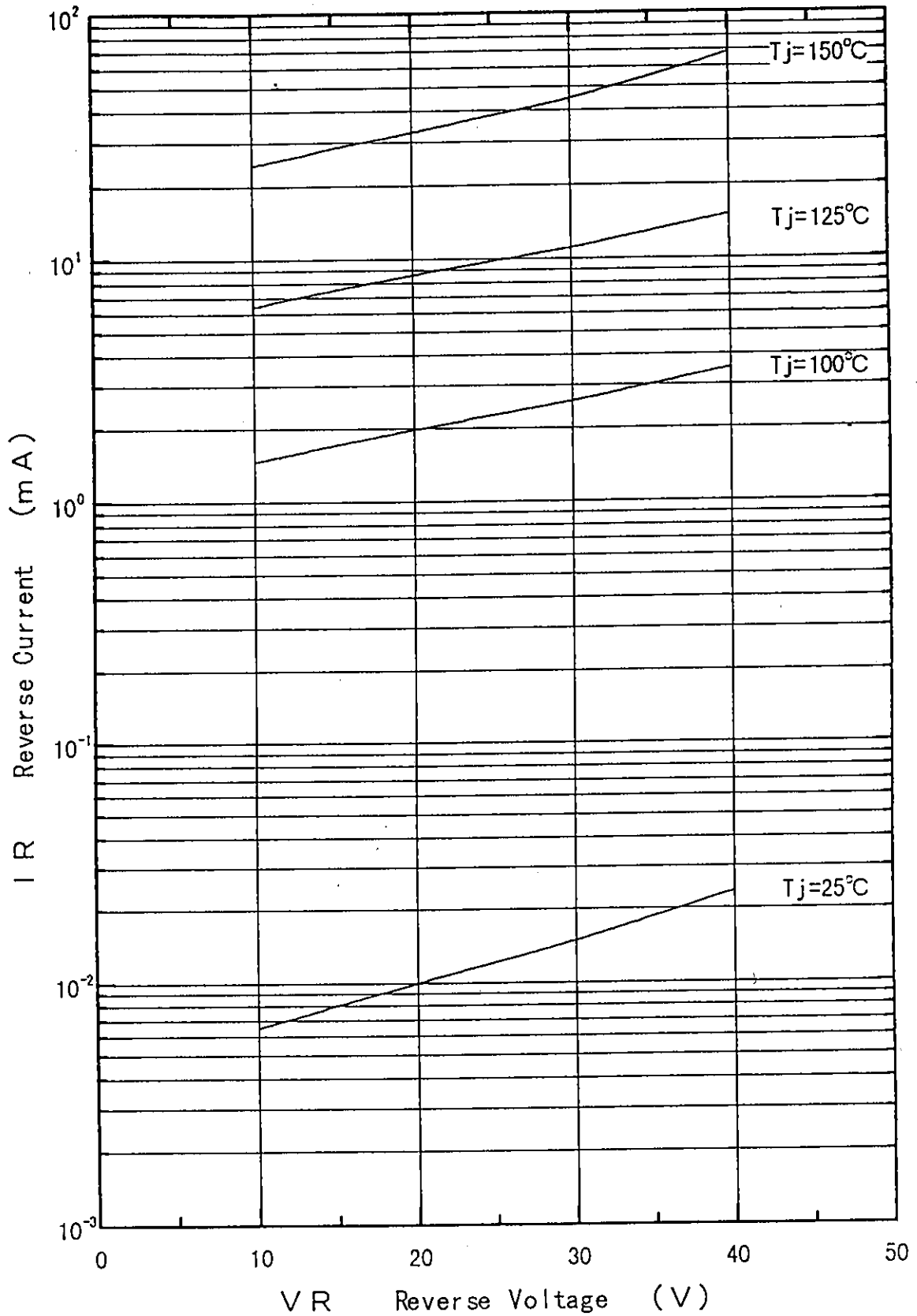
This material and the information herein is the property of Fuji Electric Co., Ltd. They shall be neither reproduced, copied, lent, or disclosed in any way whatsoever for the use of any third party nor used for the manufacturing purposes without the express written consent of Fuji Electric Co., Ltd.

REVISIONS				

	DATE	NAME	APPROVED	Fuji Electric Co., Ltd.
DRAWN				DWG. NO.
CHECKED				

MA4LE

Reverse Characteristic (typ.)

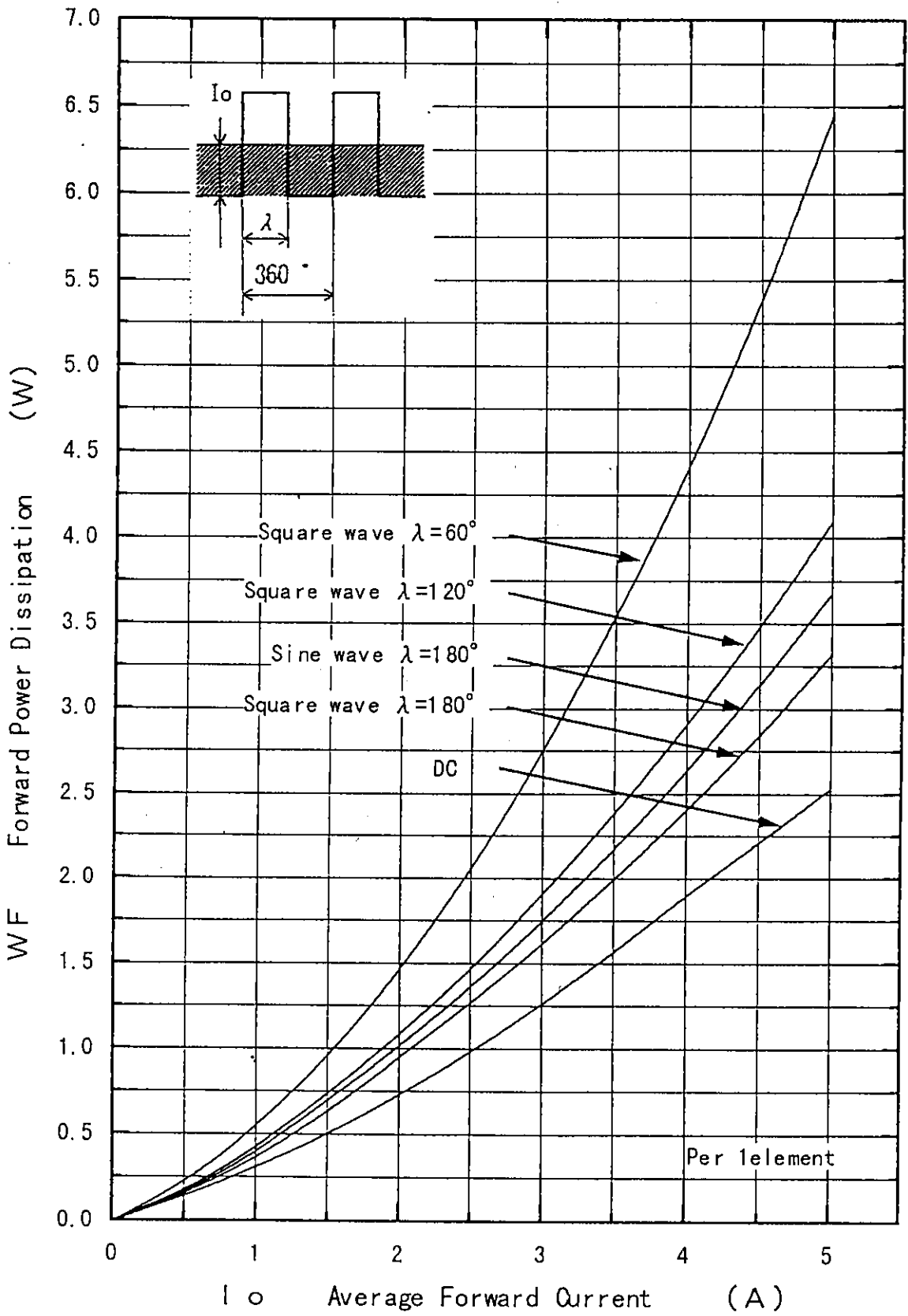


This material and the information herein is the property of Fuji Electric Co., Ltd. They shall be neither reproduced, copied, lent, or disclosed in any way whatsoever for the use of any third party nor used for the manufacturing purposes without the express written consent of Fuji Electric Co., Ltd.

REVISIONS					

	DATE	NAME	APPROVED	Fuji Electric Co., Ltd.
DRAWN				DWG. NO.
CHECKED				

Forward Power Dissipation



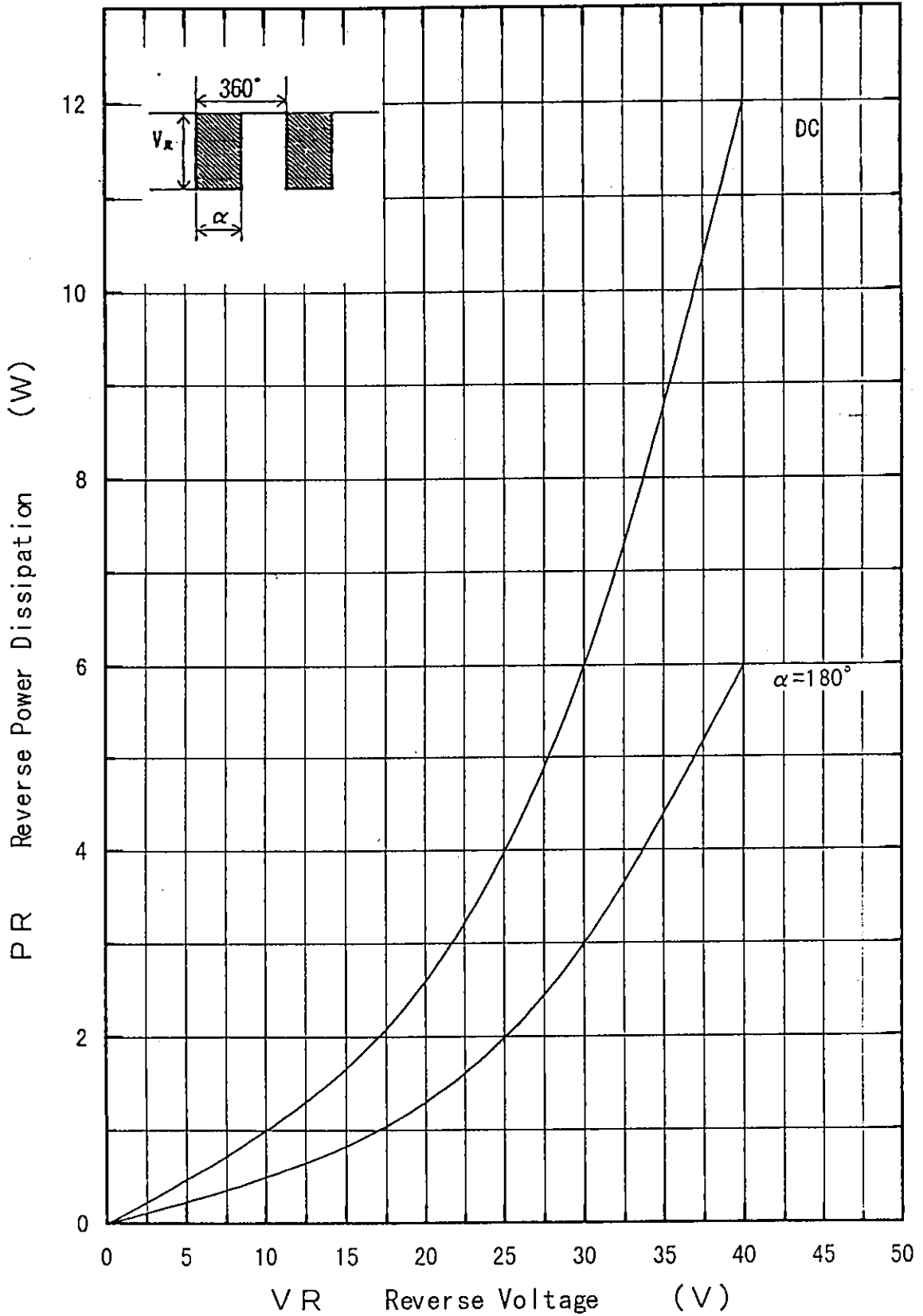
This material and the information herein is the property of Fuji Electric Co., Ltd. They shall be neither reproduced, copied, lent, or disclosed in any way whatsoever for the use of any third party nor used for the manufacturing purposes without the express written consent of Fuji Electric Co., Ltd.

REVISIONS			

	DATE	NAME	APPROVED	Fuji Electric Co., Ltd.	
DRAWN					
CHECKED				DWG. NO.	

MA4LE

Reverse Power Dissipation

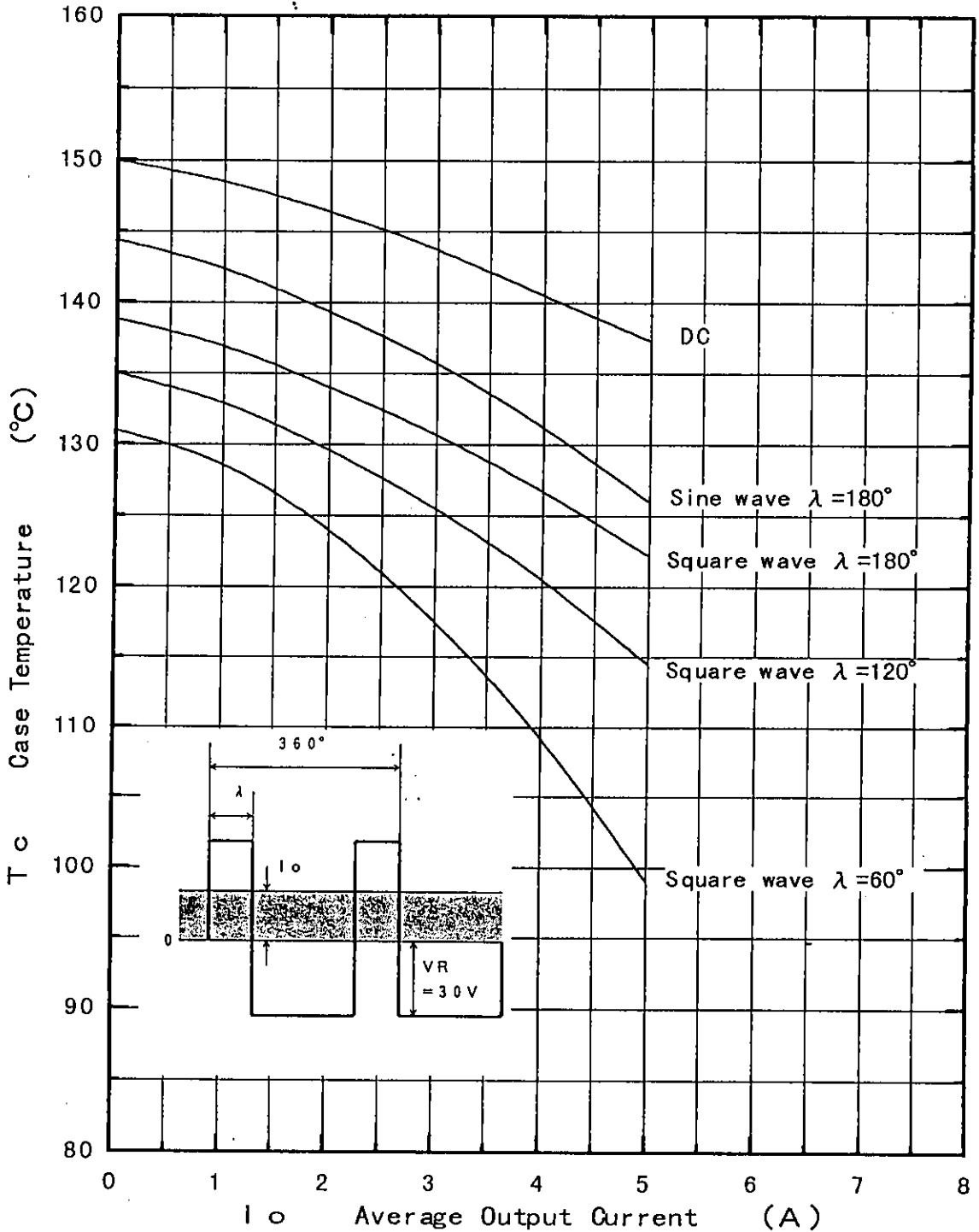


This material and the information herein is the property of Fuji Electric Co., Ltd. They shall be neither reproduced, copied, lent, or disclosed in any way whatsoever for the use of any third party nor used for the manufacturing purposes without the express written consent of Fuji Electric Co., Ltd.

	DATE	NAME	APPROVED	Fuji Electric Co., Ltd.						
DRAWN				DWG. NO.						
CHECKED										
REVISIONS				<table border="1" style="border-collapse: collapse;"> <tr><td style="width: 20px; height: 20px;"></td><td style="width: 20px; height: 20px;"></td></tr> <tr><td style="width: 20px; height: 20px;"></td><td style="width: 20px; height: 20px;"></td></tr> <tr><td style="width: 20px; height: 20px;"></td><td style="width: 20px; height: 20px;"></td></tr> </table>						

MA4LE

Current Derating (I_o-T_c)



λ : Conduction angle of forward current for each rectifier element
 I_o : Output current of center-tap full wave connection

This material and the information herein is the property of Fuji Electric Co., Ltd. They shall be neither reproduced, copied, lent, or disclosed in any way whatsoever for the use of any third party nor used for the manufacturing purposes without the express written consent of Fuji Electric Co., Ltd.

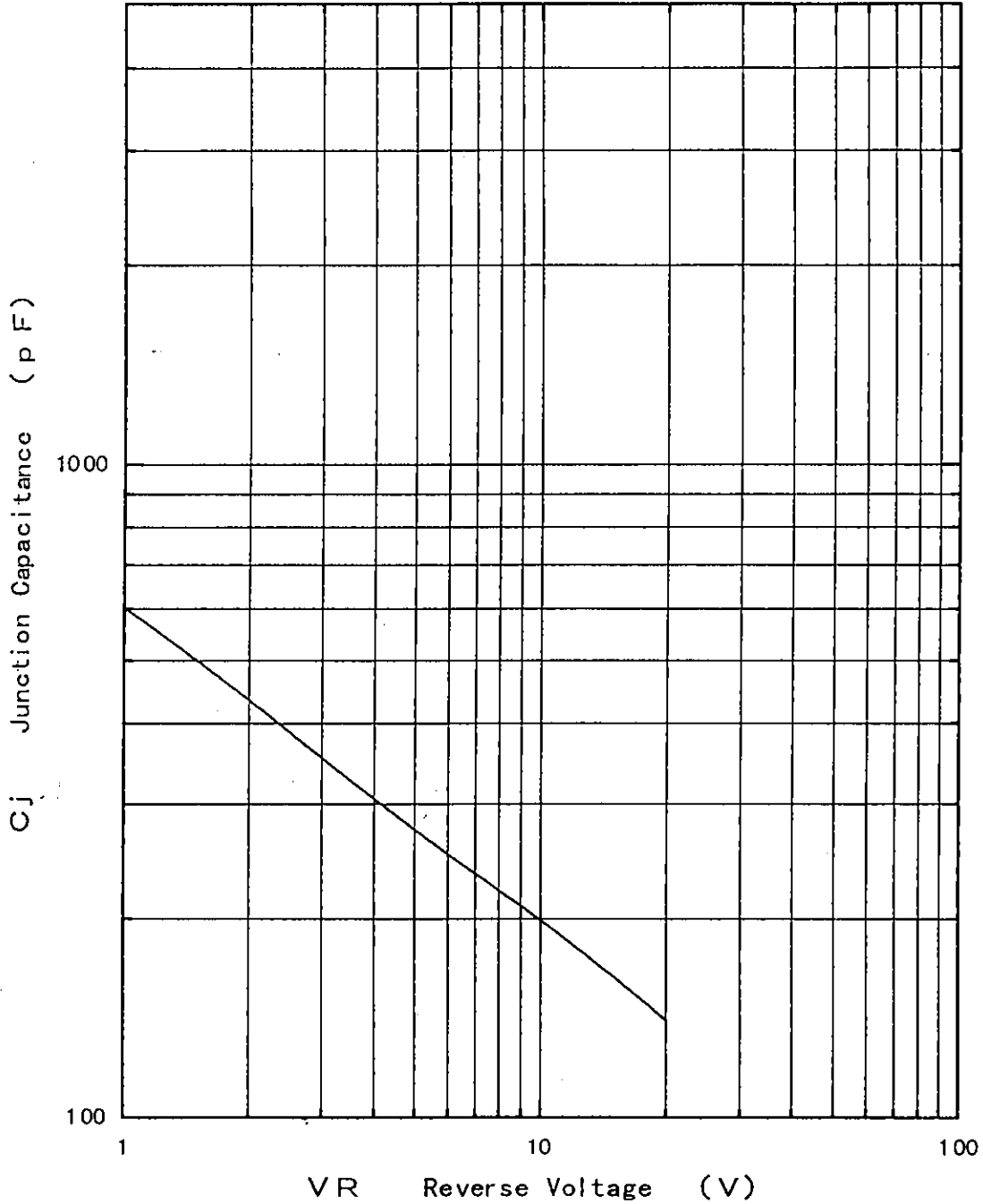
REVISIONS			
DRAWN			
CHECKED			

DATE	NAME	APPROVED

Fuji Electric Co., Ltd.	
DWG. NO.	

MA4LE

Junction Capacitance Characteristic (typ.)

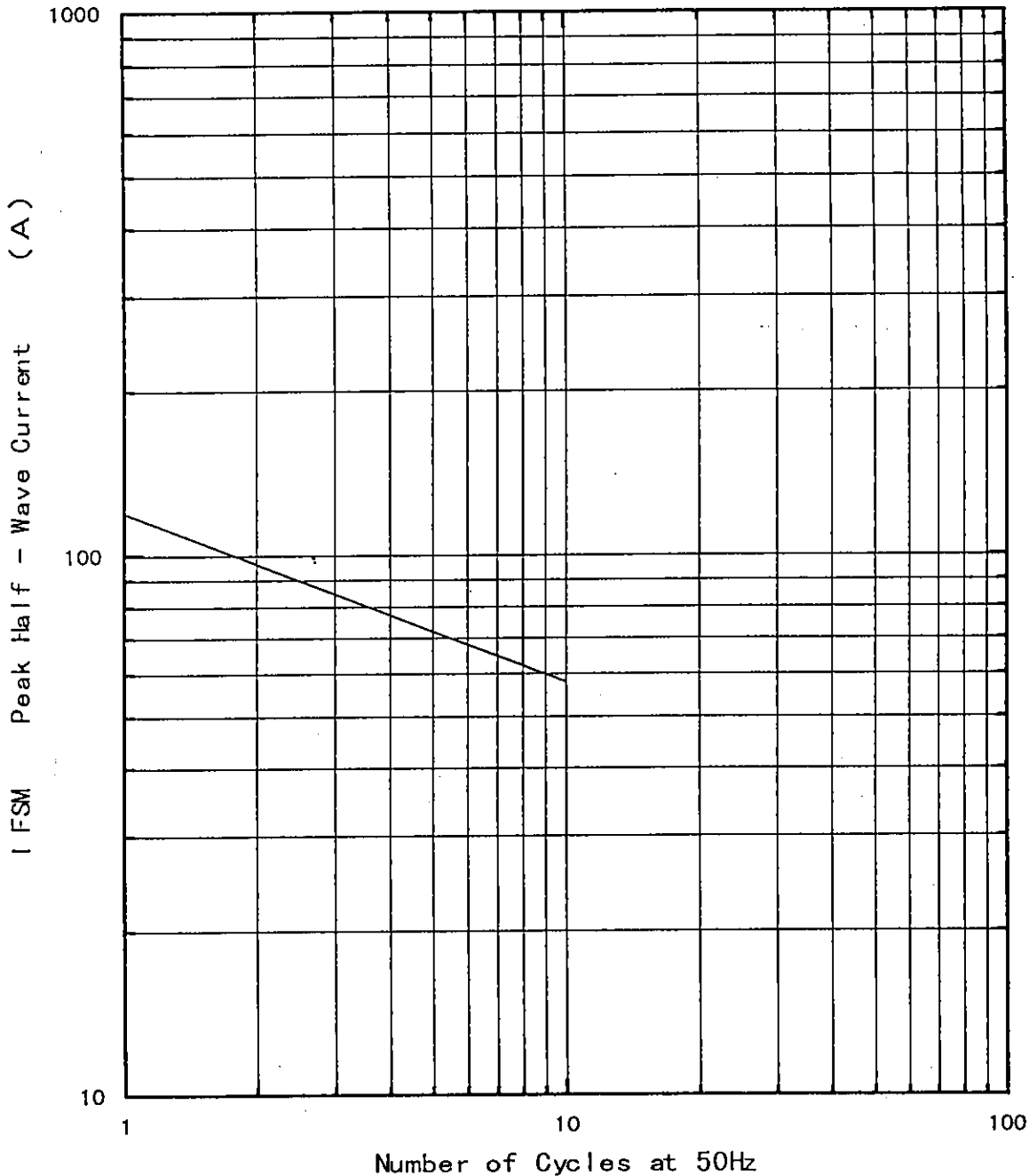


This material and the information herein is the property of Fuji Electric Co., Ltd. They shall be neither reproduced, copied, lent, or disclosed in any way whatsoever for the use of any third party nor used for the manufacturing purposes without the express written consent of Fuji Electric Co., Ltd.

REVISIONS	

DATE	NAME	APPROVED	Fuji Electric Co.,Ltd.	DWG. NO.	
DRAWN					
CHECKED					

Surge Capability



This material and the information herein is the property of Fuji Electric Co., Ltd. They shall be neither reproduced, copied, lent, or disclosed in any way whatsoever for the use of any third party nor used for the manufacturing purposes without the express written consent of Fuji Electric Co., Ltd.

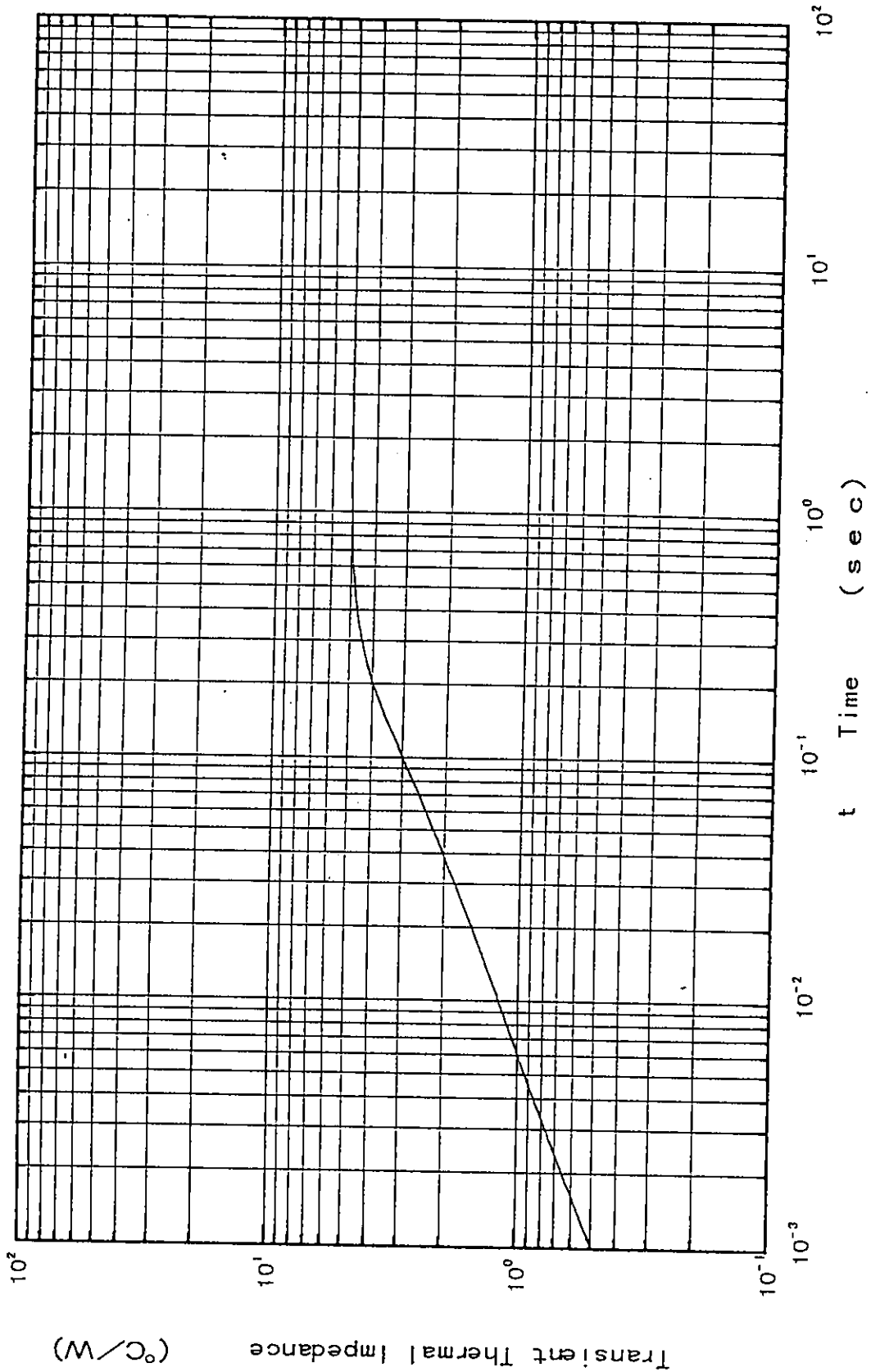
REVISIONS			

DATE	NAME	APPROVED	Fuji Electric Co.,Ltd.	DWG. NO.
DRAWN				
CHECKED				

MA4LE

This material and the information herein is the property of Fuji Electric Co., Ltd. They shall be neither reproduced, copied, lent, or disclosed in any way whatsoever for the use of any third party nor used for the manufacturing purposes without the express written consent of Fuji Electric Co., Ltd.

Transient Thermal Impedance



REVISIONS				

	DATE	NAME	APPROVED
DRAWN			
CHECKED			

DWG. NO.	
Fuji Electric Co., Ltd.	