

### ショットキーバリアダイオード

### SCHOTTKY BARRIER DIODE

#### ■特長：Features

- 取り付け面が絶縁されたフルモールドタイプ  
Insulated package by fully molding.
- 低 $V_F$   
Low  $V_F$
- スイッチングスピードが非常に速い  
Super high speed switching.
- プレーナー技術による高信頼性  
High reliability by planer design.

#### ■用途：Applications

- 高速電力スイッチング  
High speed power switching.

#### ■定格と特性：Maximum Ratings and Characteristics

##### ●絶対最大定格：Absolute Maximum Ratings

Items	Symbols	Conditions	Ratings	Units
ピーク繰り返し逆電圧 Repetitive Peak Reverse Voltage	$V_{RRM}$		40	V
ピーク非繰り返し逆電圧 Non-Repetitive Peak Reverse Voltage	$V_{RSM}$	$t_w = 500\text{ns}$ duty = $\frac{1}{10}$	48	V
平均出力電流 Average Output Current	$I_O$	方形波, duty = $\frac{1}{2}$ , $T_c = 95^\circ\text{C}$ Square wave	10*	A
サージ電流 Surge Current	$I_{FSM}$	正弦波 Sine Wave 10ms	120	A
接合温度 Operating Junction Temperature	$T_j$		-40 ~ +125	$^\circ\text{C}$
保存温度 Storage Temperature	$T_{sig}$		-40 ~ +125	$^\circ\text{C}$

\* センタータップ平均出力電流

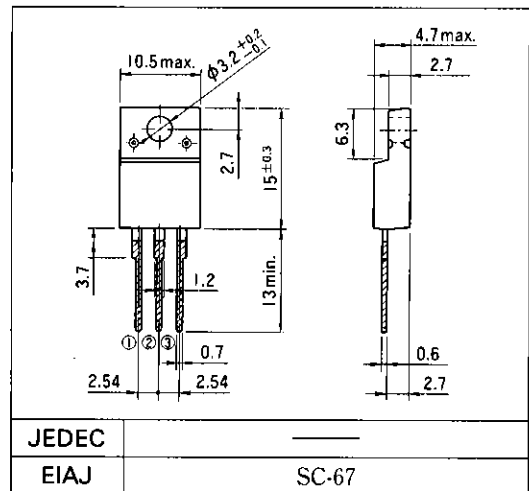
\* average forward current of centertap full wave connection

##### ●電気的特性(特に指定がない限り周囲温度 $T_a = 25^\circ\text{C}$ とする)

Electrical Characteristics ( $T_a = 25^\circ\text{C}$  Unless otherwise specified)

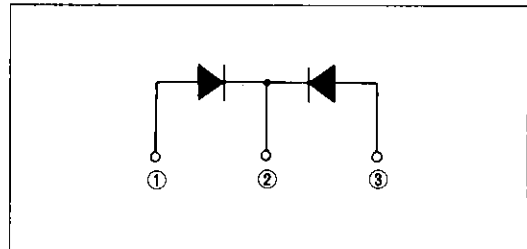
Items	Symbols	Conditions	Max.	Units
順電圧 Forward Voltage Drop	$V_{FM}$	$I_{FM} = 4.0\text{A}$	0.55	V
逆電流 Reverse Current	$I_{RRM}$	$V_R = V_{RRM}$	5.0	mA
熱抵抗 Thermal Resistance	$R_{th(j-c)}$	接合・ケース間 平滑直流 Junction to case	3.5	$^\circ\text{C}/\text{W}$

#### ■外形寸法：Outline Drawings



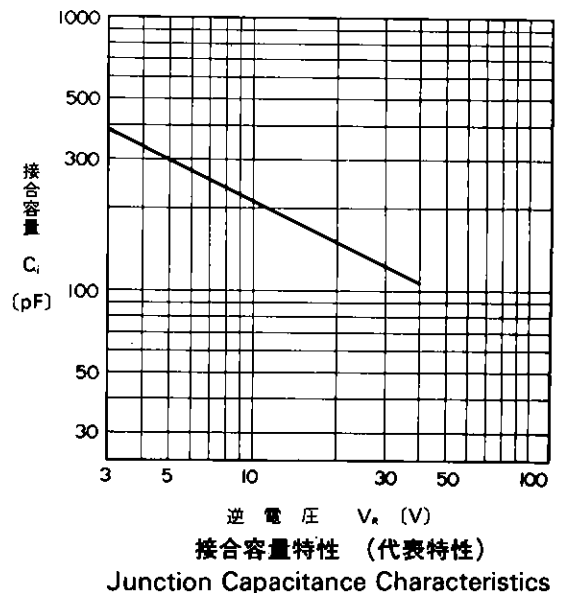
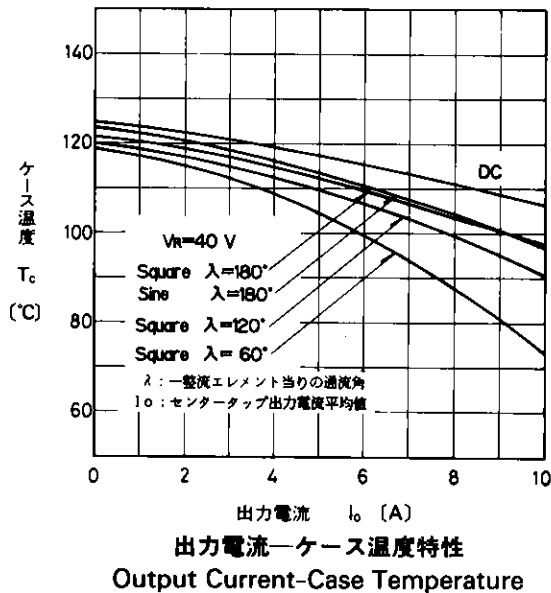
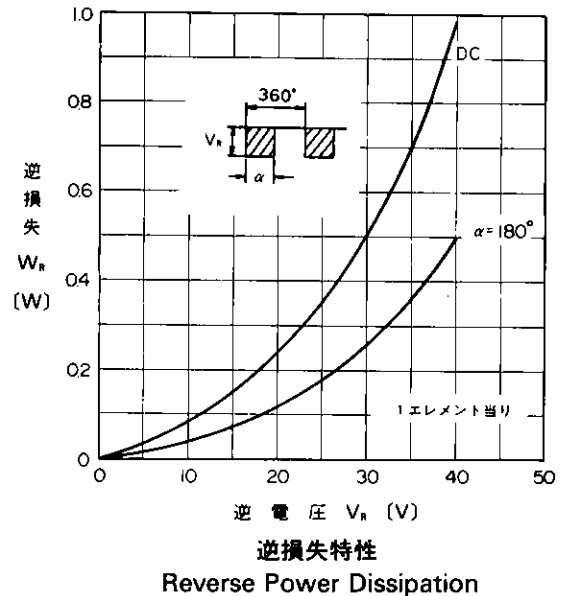
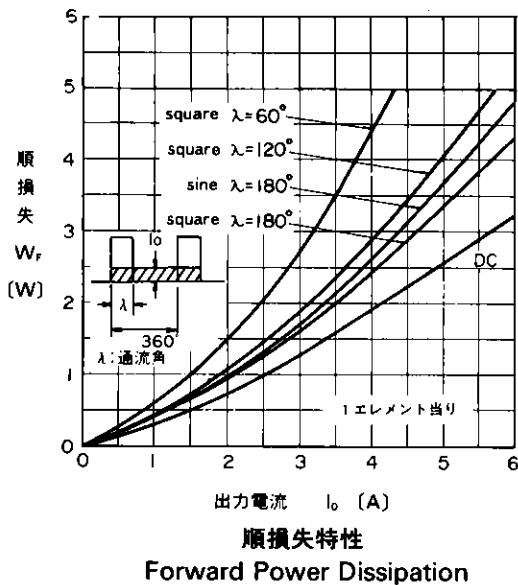
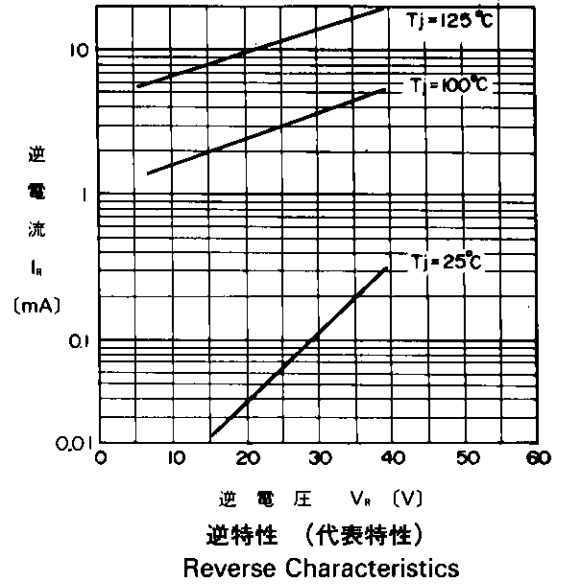
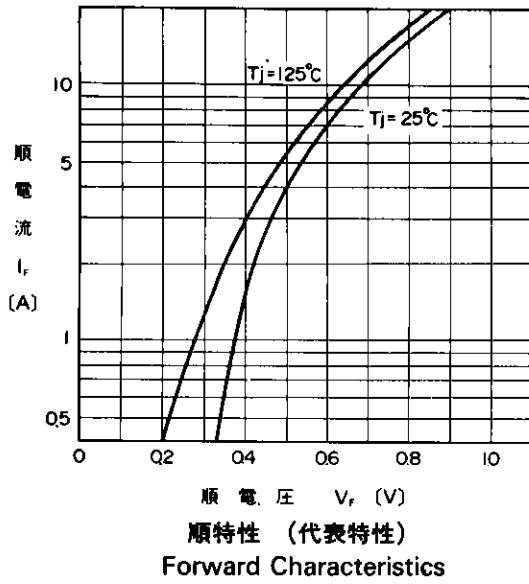
#### ■電極接続

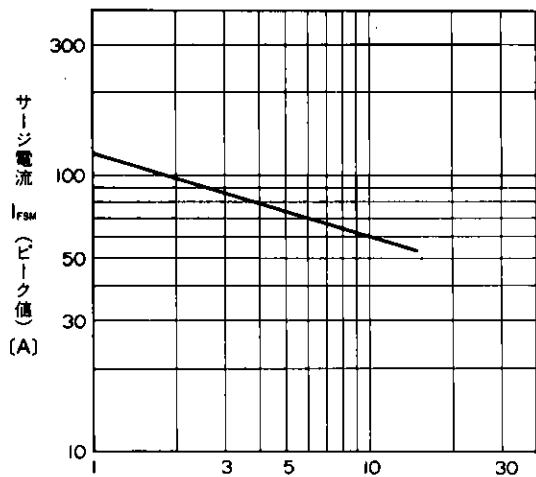
##### Connection Diagram



■特性曲線：Characteristics

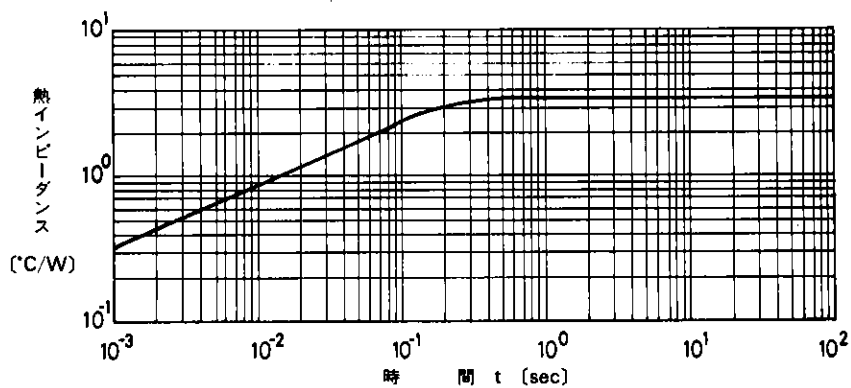
A





繰返し回数 (60Hz) (回)

サージ電流耐量  
Surge Capability



過渡熱インピーダンス

Transient Thermal Impedance