

LOW LOSS SUPER HIGH SPEED RECTIFIER

Features

- Surface-mount device
- Low V_F
- Super high speed switching
- High reliability by planer design

Applications

- High speed power switching

Maximum ratings and characteristics

- Absolute maximum ratings

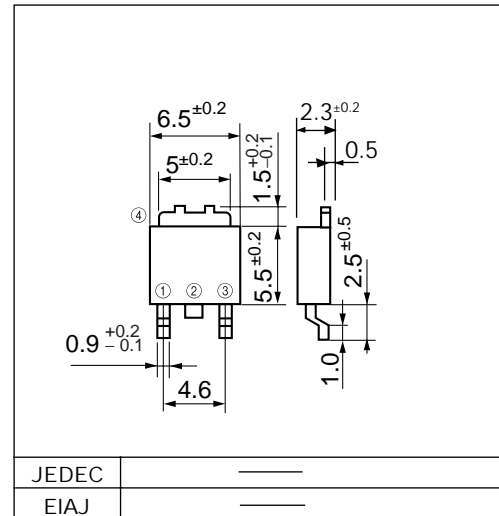
Item	Symbol	Conditions	Rating	Unit
Repetitive peak reverse voltage	V_{RRM}		200	V
Non-repetitive peak reverse voltage	V_{RSM}	$t=500ns$, duty=1/40	200	V
Average output current	I_o	Square wave, duty=1/2, $T_c=103^\circ C$	5*	A
Surge current	I_{FSM}	Sine wave 10ms	50	A
Operating junction temperature	T_j		-40 to +150	$^\circ C$
Storage temperature	T_{stg}		-40 to +150	$^\circ C$

* Average forward current of centertap full wave connection

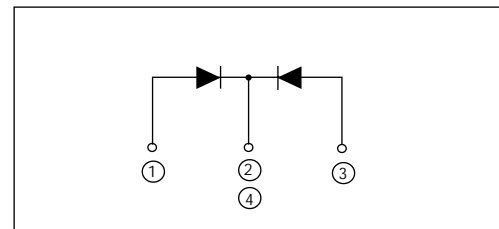
- Electrical characteristics ($T_a=25^\circ C$ Unless otherwise specified)

Item	Symbol	Conditions	Max.	Unit
Forward voltage drop	V_{FM}	$I_{FM}=2.5A$	0.95	V
Reverse current	I_{RRM}	$V_R=V_{RRM}$	100	μA
Reverse recovery time	t_{rr}	$I_F=0.1A$, $I_R=0.2A$	35	ns
Thermal resistance	$R_{th(j-c)}$	Junction to case	10*	$^\circ C/W$

Outline drawings, mm

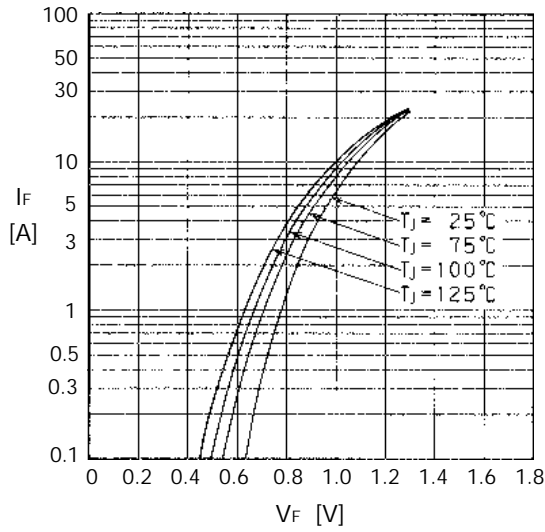


Connection diagram

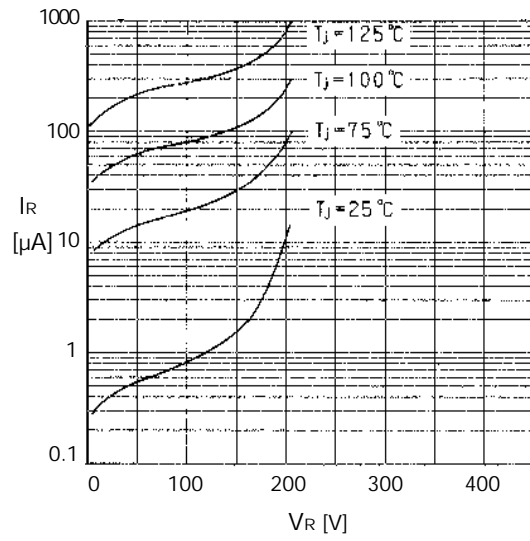


■ Characteristics

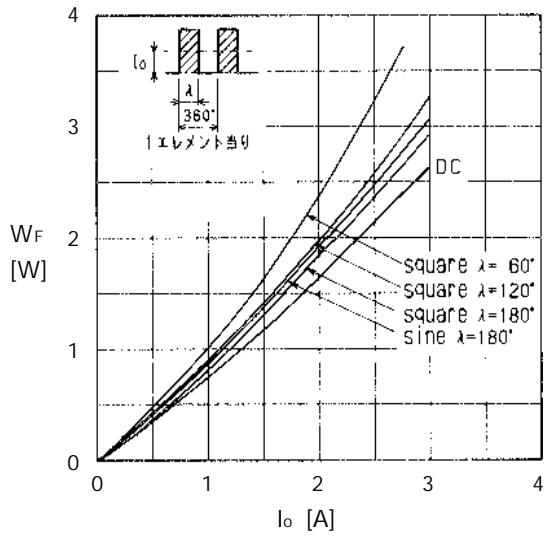
Forward characteristics



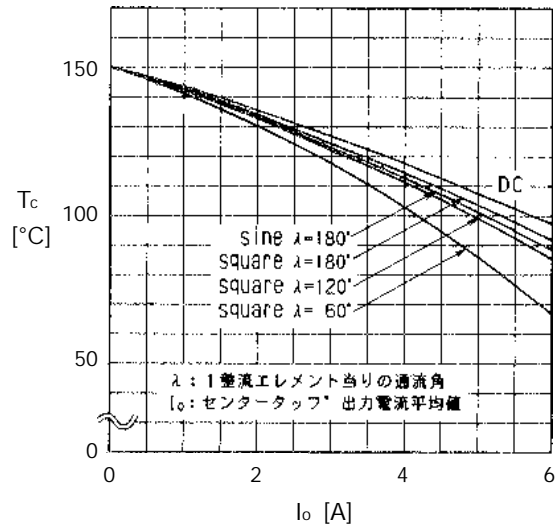
Reverse characteristics



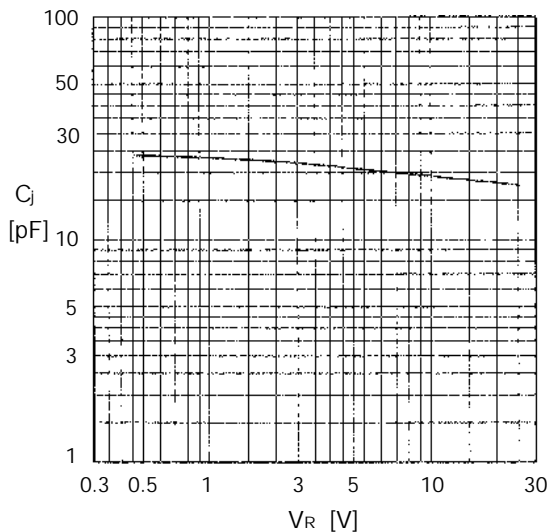
Forward power dissipation



Output current-case temperature



Junction capacitance characteristics



Surge capability

