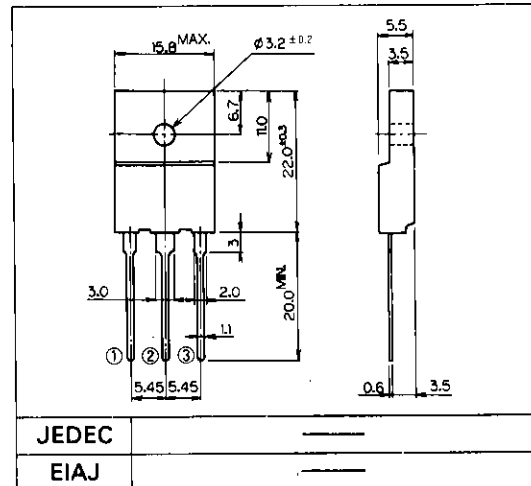


### ショットキーバリアダイオード

### SCHOTTKY BARRIER DIODE

### ■外形寸法：Outline Drawings



A

### ■特長：Features

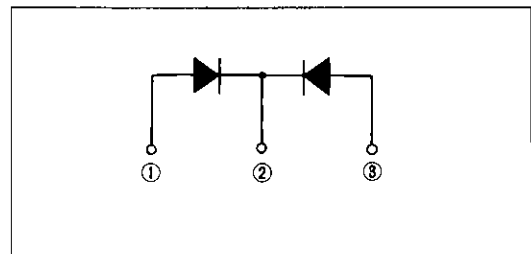
- 取り付け面が絶縁されたフルモールドタイプ  
Insulated package by fully molding.
- 低 $V_F$   
Low  $V_F$
- スイッチングスピードが非常に速い  
Super high speed switching.
- プレーナー技術による高信頼性  
High reliability by planer design.

### ■用途：Applications

- 高速電力スイッチング  
High speed power switching.

### ■電極接続

### Connection Diagram



### ■定格と特性：Maximum Ratings and Characteristics

#### ●絶対最大定格：Absolute Maximum Ratings

Items	Symbols	Conditions	Ratings	Units
ピーク繰り返し逆電圧 Repetitive Peak Reverse Voltage	$V_{RRM}$		90	V
ピーク非繰り返し逆電圧 Non-Repetitive Peak Reverse Voltage	$V_{RSM}$	$tw = 500ns, duty = 1/10$	100	V
絶縁耐圧 Isolating Voltage	$V_{iso}$	一括端子・ケース間、AC1分間印加 Terminals-to-Case, AC, 1 min.	1500	V
平均出力電流 Average Output Current	$I_o$	方形波, $duty = 1/2, T_c = 76^\circ C$ Square wave	25*	A
サージ電流 Surge Current	$I_{FSM}$	正弦波 Sine wave 10ms	150	A
接合温度 Operating Junction Temperature	$T_j$		-40~+125	$^\circ C$
保存温度 Storage Temperature	$T_{stg}$		-40~+125	$^\circ C$

\* センタータップ平均出力電流

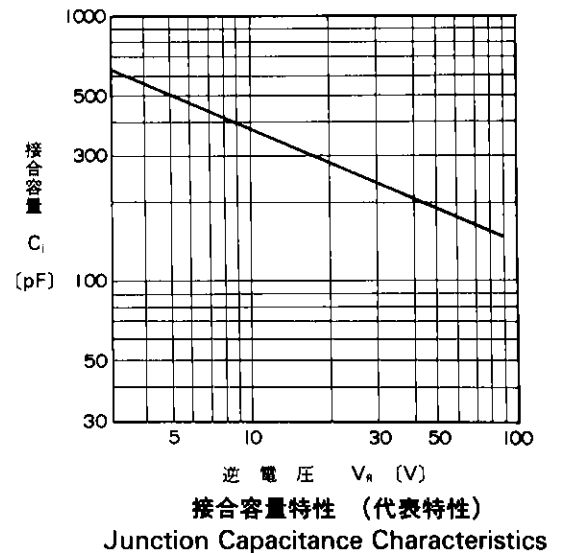
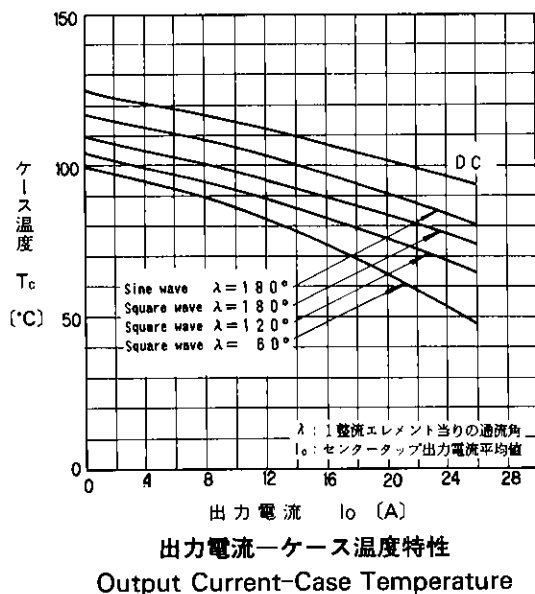
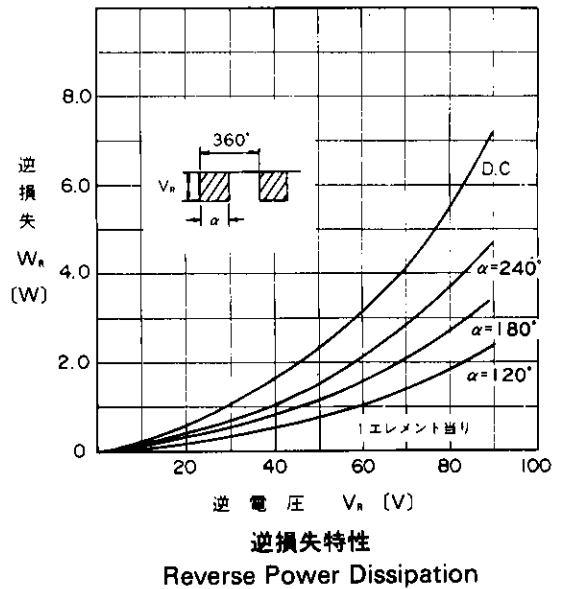
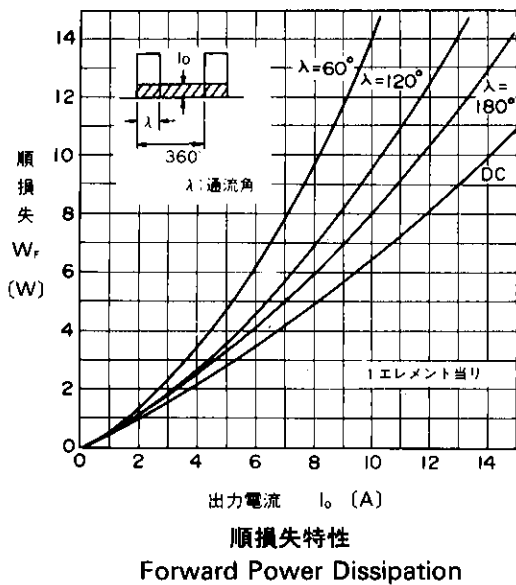
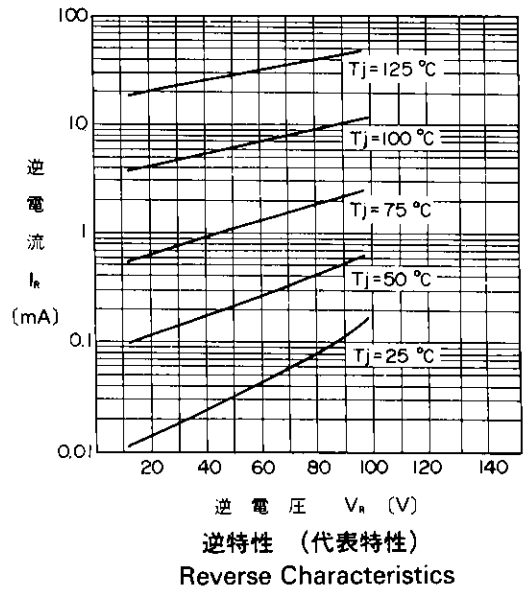
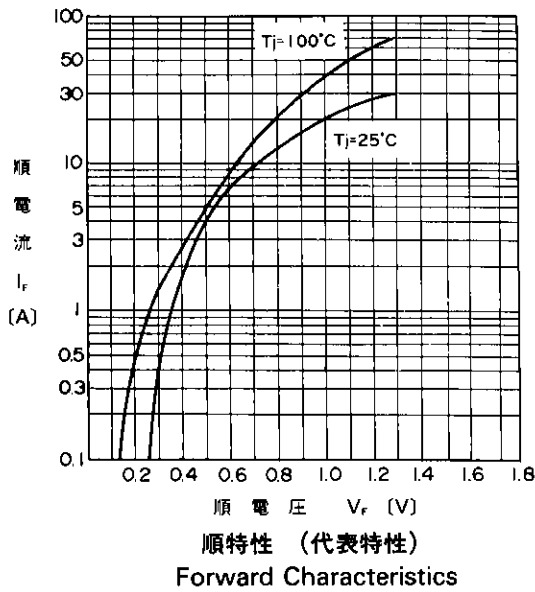
\* average forward current of centertap full wave connection

#### ●電気的特性(特に指定がない限り周囲温度 $T_a = 25^\circ C$ とする)

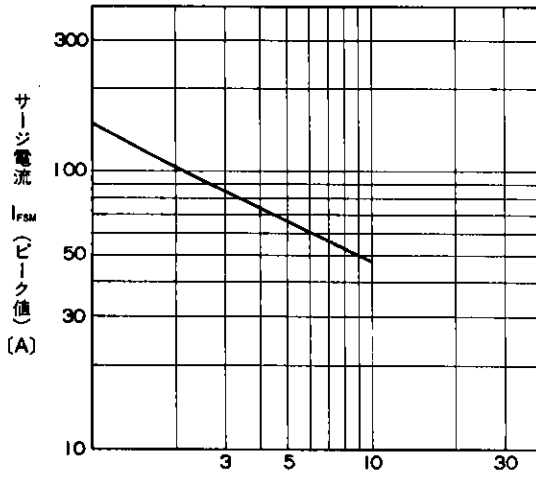
Electrical Characteristics ( $T_a = 25^\circ C$  Unless otherwise specified)

Items	Symbols	Conditions	Max.	Units
順電圧 Forward Voltage Drop	$V_{FM}$	$I_{FM} = 10A$	0.9	V
逆電流 Reverse Current	$I_{RRM}$	$V_R = V_{RRM}$	20	mA
熱抵抗 Thermal Resistance	$R_{th(j-c)}$	接合・ケース間 Junction to case	1.7	$^\circ C/W$

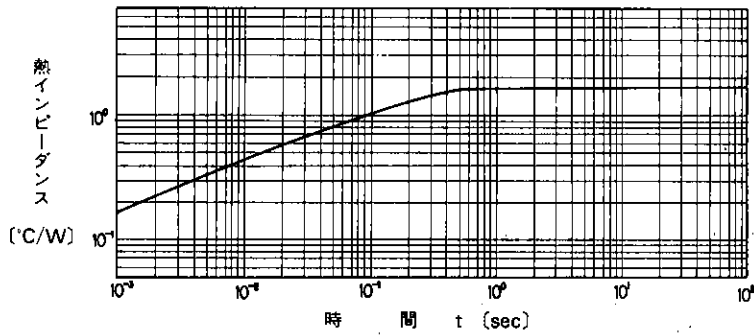
■特性曲線：Characteristics



A



繰返し回数 (50Hz)(回)  
サージ電流耐量  
Surge Capability



過渡熱インピーダンス  
Transient Thermal Impedance