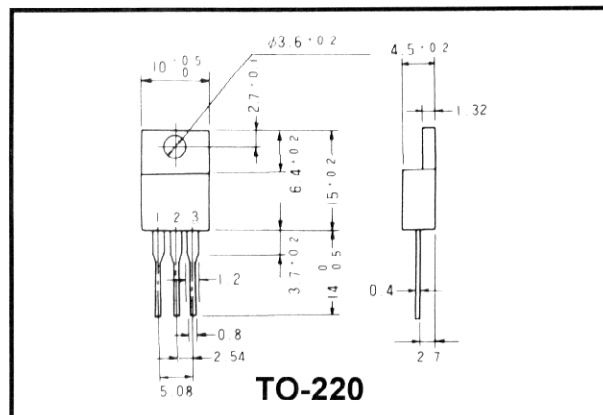


ESAC92-02B (16A)

LOW LOSS SUPER HIGH SPEED RECTIFIER

Outline Drawing



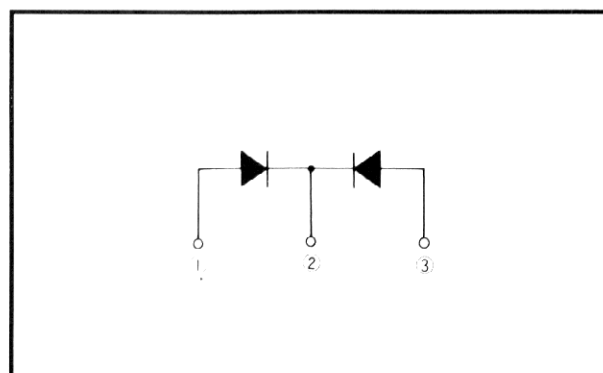
Features

- Low V_F
- Super high speed switching
- High reliability by planer design

Applications

- High speed power switching

Connection Diagram



Maximum Ratings & Characteristics

Absolute Maximum Ratings

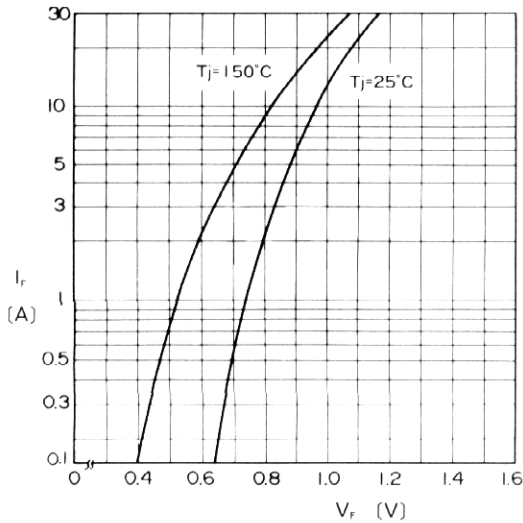
Items	Symbols	Conditions	Ratings	Units
Repetitive Peak Reverse Voltage	V_{RRM}		200	V
Average Output Current	I_O	$T_C = 105^\circ\text{C}$, Sq. Wave, duty = 1/2	16*	A
Surge Current	I_{FSM}	Sine Wave, 10ms	50	A
Operating Junction Temperature	T_J		-40 to +150	$^\circ\text{C}$
Storage Temperature	T_{stg}		-40 to +150	$^\circ\text{C}$

*Average forward current of centertap full wave connection

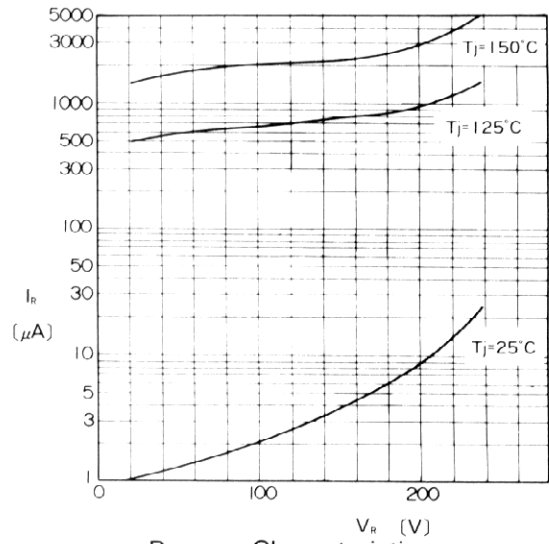
Electrical Characteristics ($T_a = 25^\circ\text{C}$ Unless otherwise specified)

Items	Symbols	Conditions	Ratings	Units
Forward Voltage Drop	V_F	$I_F = 8\text{A}$	0.98	V
Reverse Current	I_R	$V_R = V_{RRM}$	100	μA
Reverse Recovery Time	t_{rr}	$I_F = 0.1\text{A}$, $I_R = 0.2\text{A}$, $I_{rec} = 0.05\text{A}$	35	ns
Thermal Resistance	$R_{th(j-c)}$	Junction to case	2.5	$^\circ\text{C/W}$

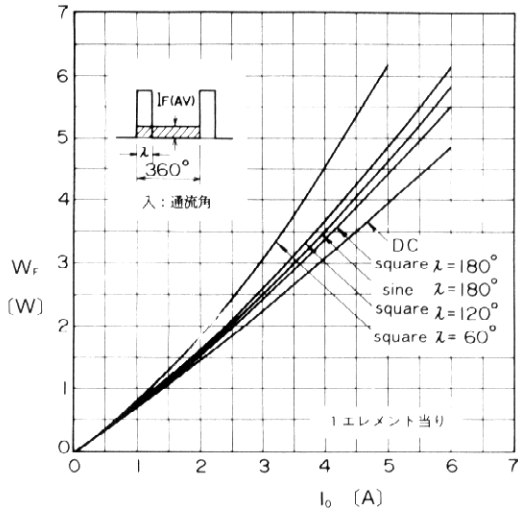
ESAC92-02B (16A)



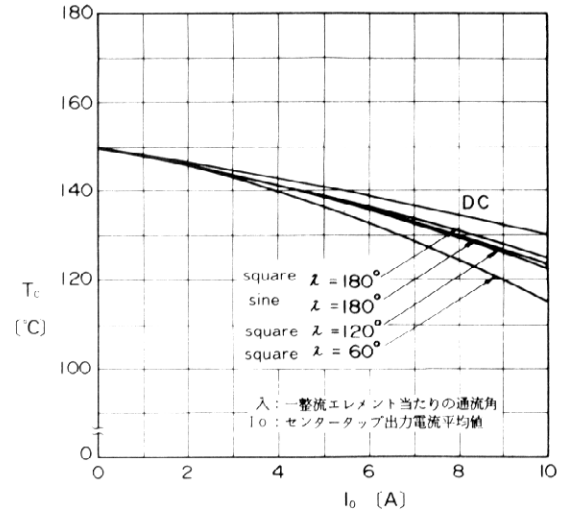
Forward Characteristics



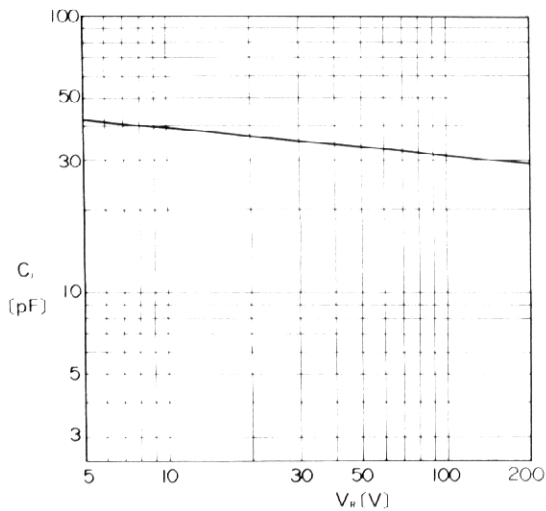
Reverse Characteristics



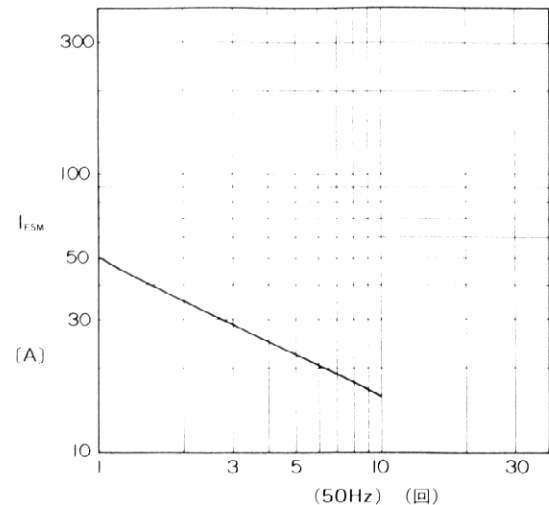
Forward Power Dissipation



Output Current-Case Temperature



Junction Capacitance



Surge Capability