

ショットキーバリアダイオード

SCHOTTKY BARRIER DIODE

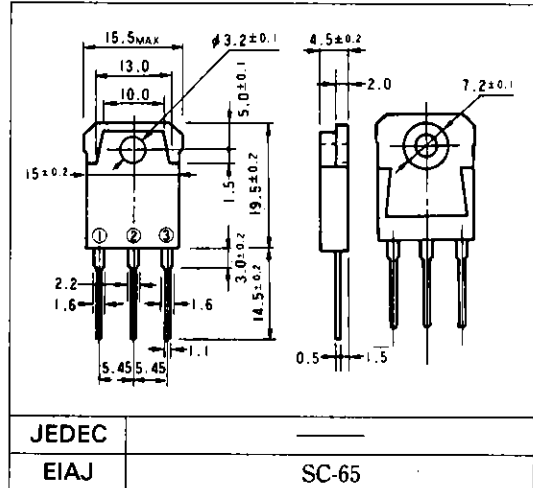
■特長：Features

- 低 V_F
Low V_F
- スイッチングスピードが非常に速い
Super high speed switching.
- プレーナー技術による高信頼性
High reliability by planer design.

■用途：Applications

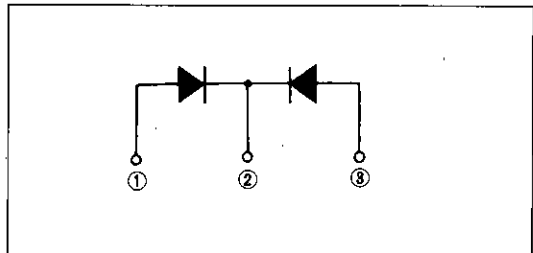
- 高速電力スイッチング
High speed power switching.

■外形寸法：Outline Drawings



■電極接続

Connection Diagram



■定格と特性：Maximum Ratings and Characteristics

●絶対最大定格：Absolute Maximum Ratings

Items	Symbols	Conditions	Ratings	Units
ピーク繰り返し逆電圧 Repetitive Peak Reverse Voltage	V_{RRM}		90	V
ピーク非繰り返し逆電圧 Non-Repetitive Peak Reverse Voltage	V_{RSM}	$t_w = 500\text{ns}$, $\text{duty} = 1/40$	100	V
平均出力電流 Average Output Current	I_o	方形波, $\text{duty} = 1/2$, $T_c = 90^\circ\text{C}$ Square wave	16*	A
サージ電流 Surge Current	I_{FSM}	正弦波 Sine Wave 10ms	100	A
接合温度 Operating Junction Temperature	T_j		$-40 \sim +125$	$^\circ\text{C}$
保存温度 Storage Temperature	T_{stg}		$-40 \sim +125$	$^\circ\text{C}$

* センタータップ平均出力電流

* average forward current of center-tap full wave connection

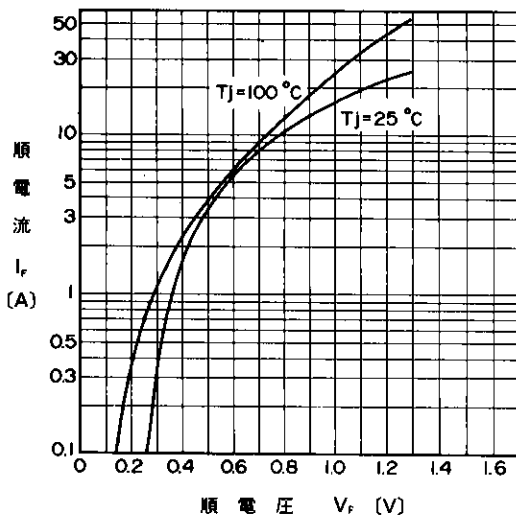
●電気的特性(特に指定がない限り周囲温度 $T_a = 25^\circ\text{C}$ とする)

Electrical Characteristics ($T_a = 25^\circ\text{C}$ Unless otherwise specified)

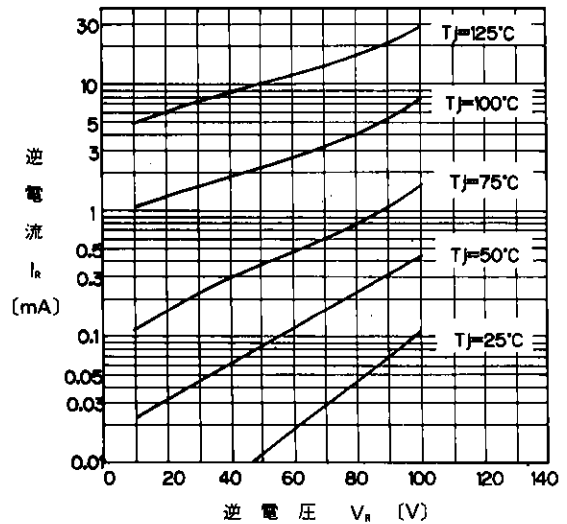
Items	Symbols	Conditions	Max.	Units
順電圧 Forward Voltage Drop	V_{FM}	$I_{FM} = 6\text{A}$	0.9	V
逆電流 Reverse Current	I_{RRM}	$V_R = V_{RRM}$	10	mA
熱抵抗 Thermal Resistance	$R_{th(j-c)}$	接合・ケース間 Junction to case	1.5	$^\circ\text{C}/\text{W}$

■特性曲線：Characteristics

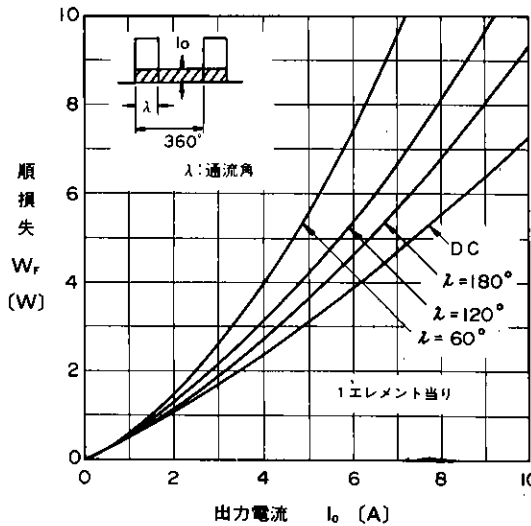
A



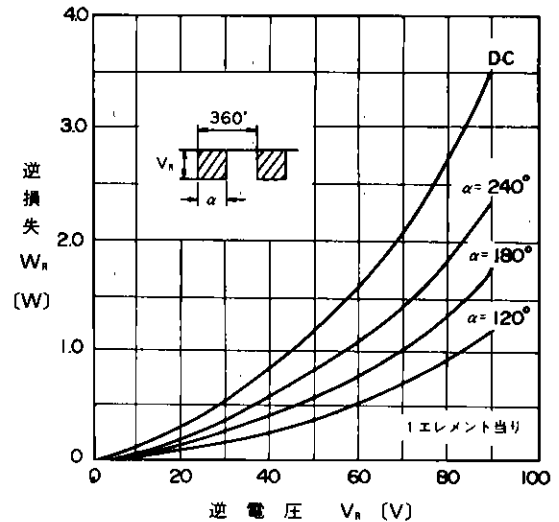
順特性 (代表特性)
Forward Characteristics



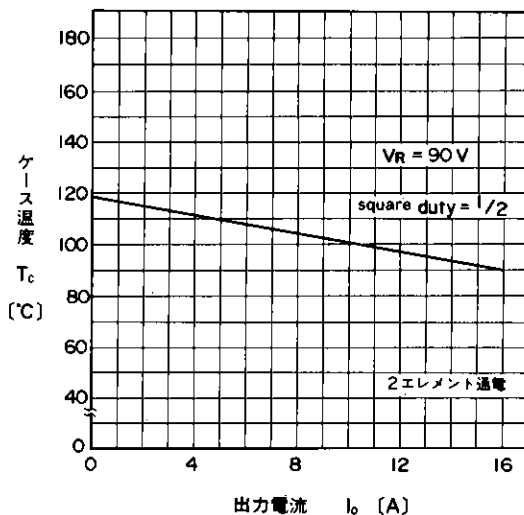
逆特性 (代表特性)
Reverse Characteristics



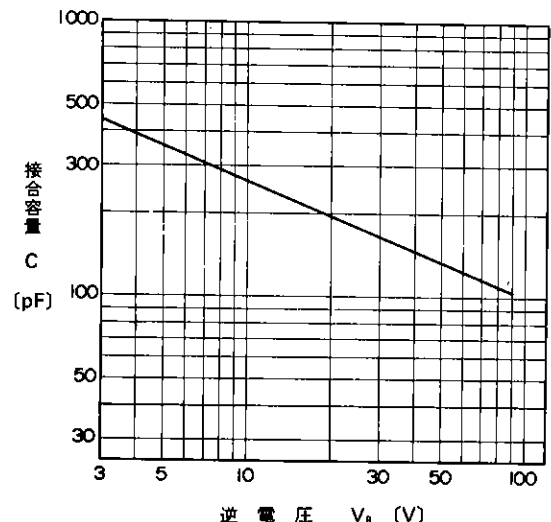
順損失特性
Forward Power Dissipation



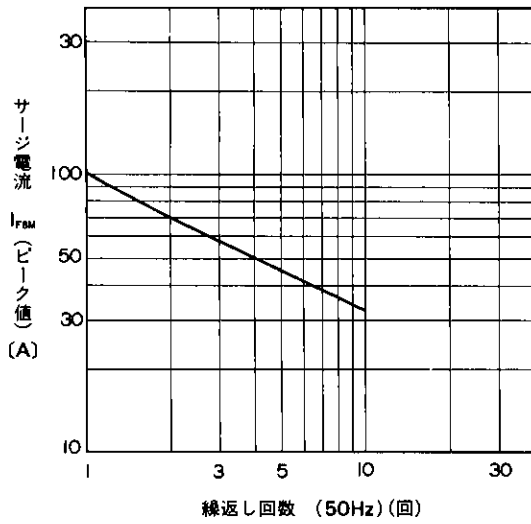
逆損失特性
Reverse Power Dissipation



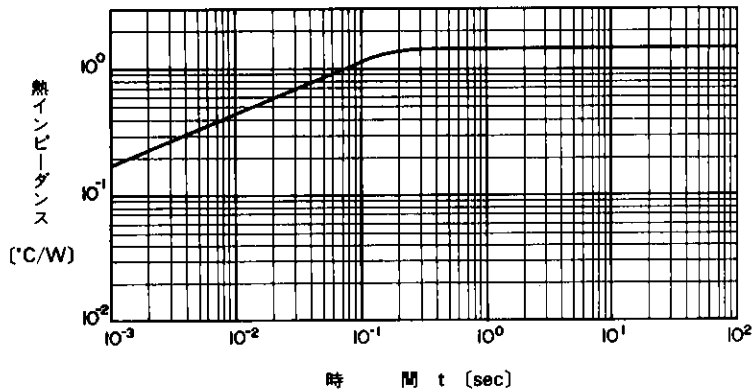
出力電流—ケース温度特性
Output Current-Case Temperature



接合容量特性 (代表特性)
Junction Capacitance Characteristics



サージ電流耐量
Surge Capability



過渡熱インピーダンス
Transient Thermal Impedance