

ESAC39M(C, N, D)(5A) 富士小電力ダイオード

高速整流ダイオード

FAST RECOVERY DIODE

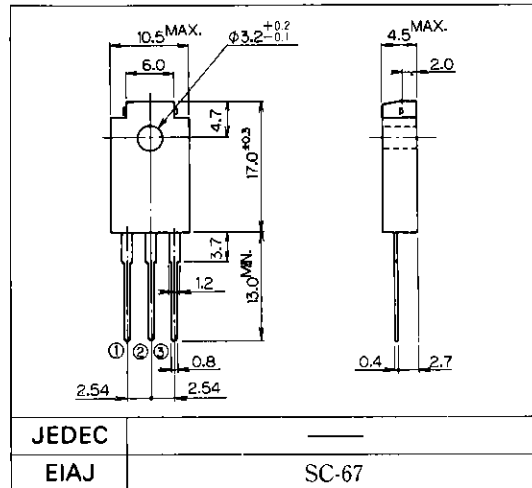
■特長 : Features

- 取り付け面が絶縁されたフルモールドタイプ
Insulated package by fully molding.
- スイッチングスピードが非常に速い
Super high speed switching.
- ターンオン電圧が低い
Low V_F in turn on
- 高信頼性
High reliability

■用途 : Applications

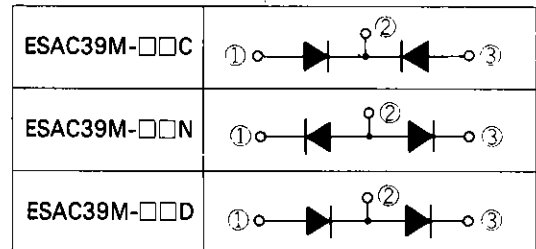
- 高速電力スイッチング
High speed power switching.

■外形寸法 : Outline Drawings



■電極接続

Connection Diagram



■定格と特性 : Maximum Ratings and Characteristics

●絶対最大定格 : Absolute Maximum Ratings

Items	Symbols	Conditions	Ratings		Units
			-04	-06	
ピーク繰り返し逆電圧 Repetitive Peak Reverse Voltage	V_{RRM}		400	600	V
ピーク非繰り返し逆電圧 Non-Repetitive Peak Reverse Voltage	V_{RSM}		400	600	V
絶縁耐圧 Isolating Voltage	V_{iso}	一括端子・ケース間、AC1分間印加 Terminals-to-Case, AC, 1 min.	1500		V
平均出力電流 Average Output Current	I_O	方形波, duty=1/2, Tc=110°C Square wave	5*		A
サージ電流 Surge Current	I_{FSM}	正弦波 Sine wave 10ms	20		A
接合温度 Operating Junction Temperature	T_J		-40~+150		°C
保存温度 Storage Temperature	T_{stg}		-40~+150		°C

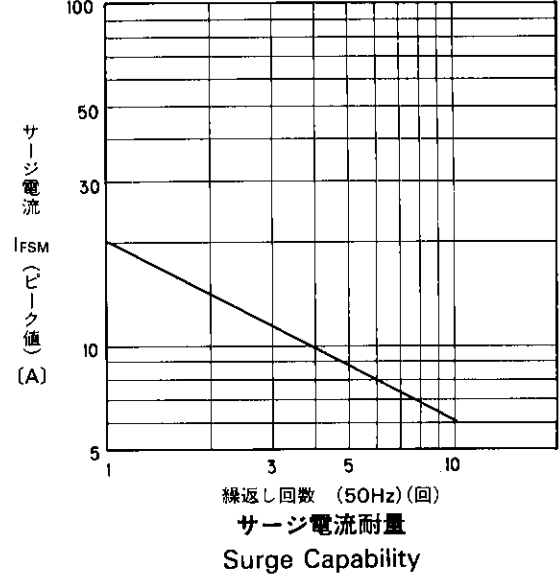
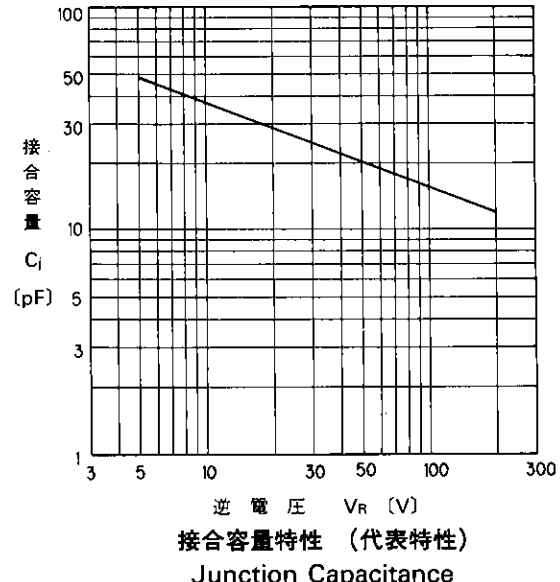
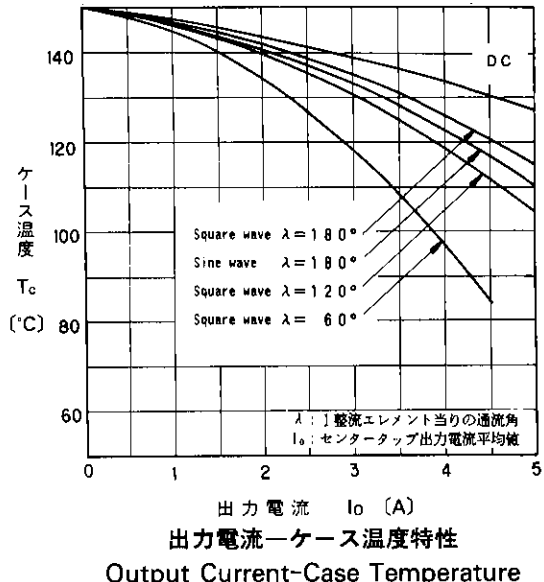
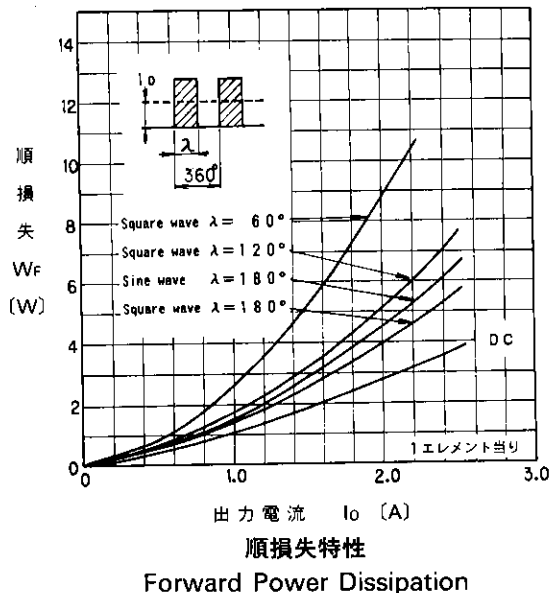
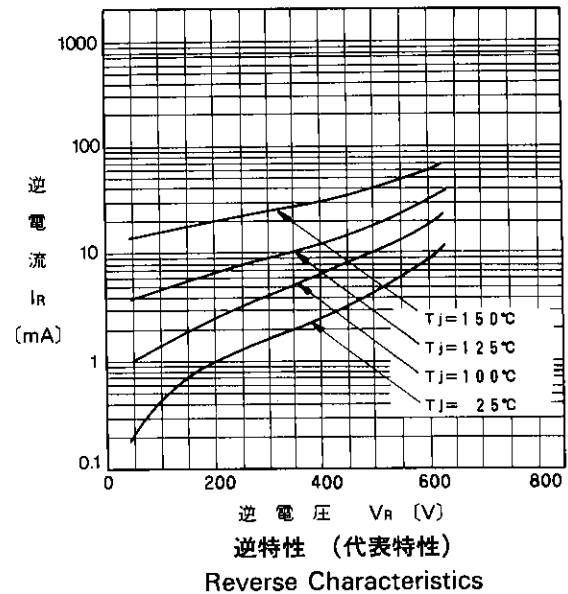
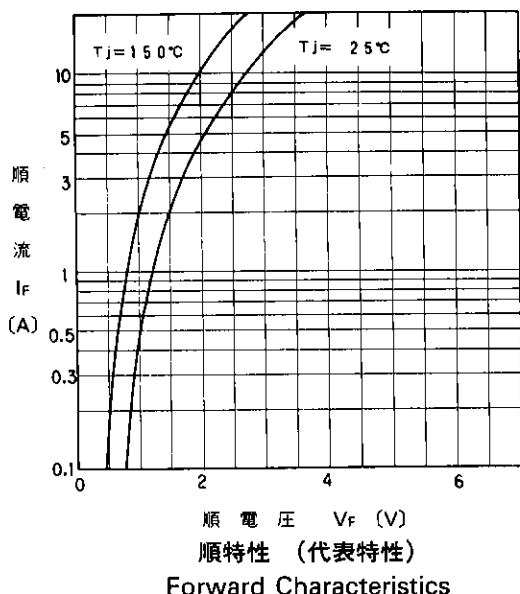
*センタータップ平均出力電流

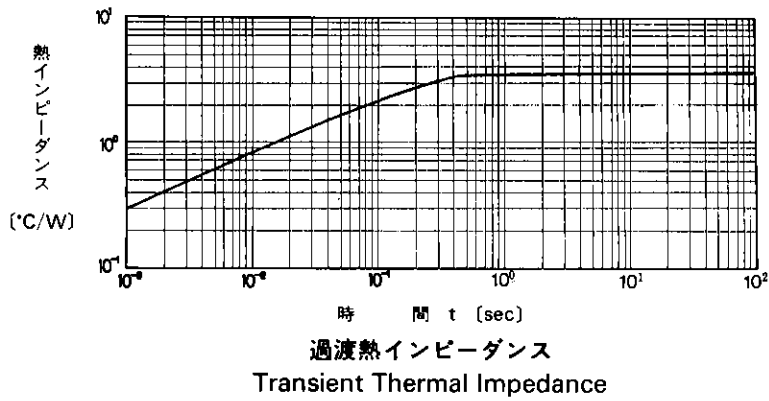
* average forward current of centertap full wave connection

●電気的特性(特に指定がない限り周囲温度 $T_a=25^\circ\text{C}$ とする)

Electrical Characteristics ($T_a=25^\circ\text{C}$ Unless otherwise specified)

Items	Symbols	Conditions	Max.	Units
順電圧 Forward Voltage Drop	V_{FM}	$I_{FM} = 2A$	2.5	V
逆電流 Reverse Current	I_{RRM}	$V_R = V_{RRM}$	100	μA
逆回復時間 Reverse Recovery Time	t_{rr}	$I_F = 0.1A, I_R = 0.2A, I_{rec} = 0.05A$	50	ns
熱抵抗 Thermal Resistance	$R_{th(j-c)}$	接合・ケース間 junction to case	3.5	°C/W





A