

ESAC25(C, N, D)(10A) 富士小電力ダイオード

高速整流ダイオード

FAST RECOVERY DIODE

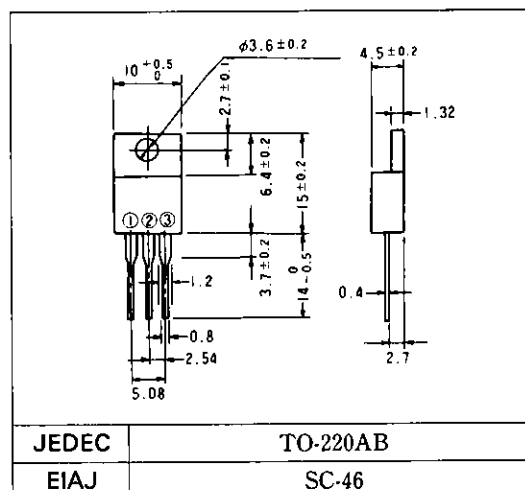
■特長：Features

- メサ形のため耐圧が高い
High voltage by mesa design.
- 高信頼性
High reliability

■用途：Applications

- 高速電力スイッチング
High speed power switching.

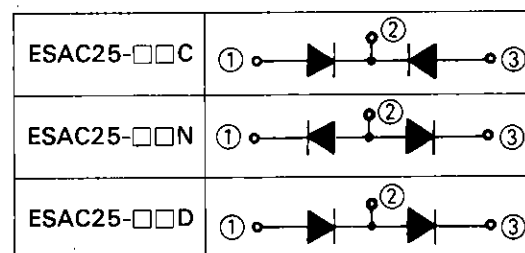
■外形寸法：Outline Drawings



A

■電極接続

Connection Diagram



■定格と特性：Maximum Ratings and Characteristics

●絶対最大定格：Absolute Maximum Ratings

Items	Symbols	Conditions	Ratings		Units
			-02	-04	
ピーク繰り返し逆電圧 Repetitive Peak Reverse Voltage	V_{RRM}		200	400	V
ピーク非繰り返し逆電圧 Non-Repetitive Peak Reverse Voltage	V_{RSM}		250	450	V
平均出力電流 Average Output Current	I_o	方形波, duty = 1/2, $T_c = 106^\circ\text{C}$ Square wave	10*		A
サージ電流 Surge Current	I_{FSM}	正弦波 Sine wave 10ms	70		A
接合温度 Operating Junction Temperature	T_j		-40 ~ +150		$^\circ\text{C}$
保存温度 Storage Temperature	T_{stg}		-40 ~ +150		$^\circ\text{C}$

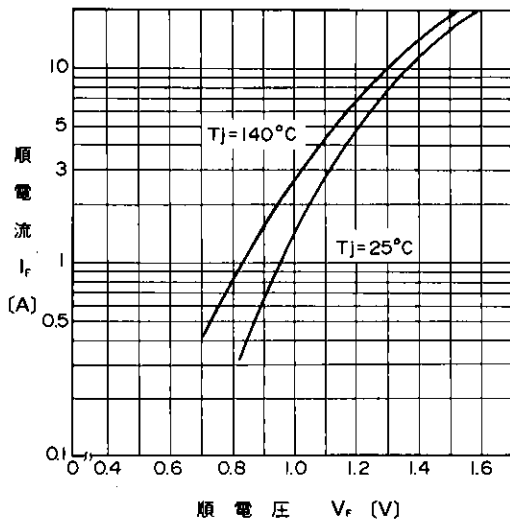
*センタータップ平均出力電流
* average forward current of centertap full wave connection

●電気的特性(特に指定がない限り周囲温度 $T_a = 25^\circ\text{C}$ とする)

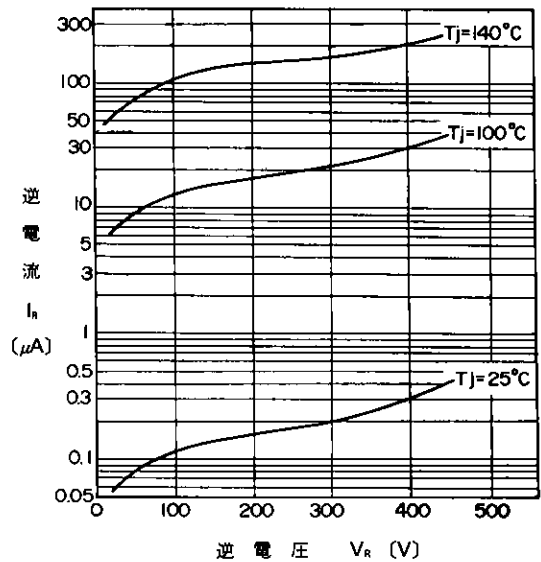
Electrical Characteristics ($T_a = 25^\circ\text{C}$ Unless otherwise specified)

Items	Symbols	Conditions	Max.	Units
順電圧 Forward Voltage Drop	V_{FM}	$I_{FM} = 2.5\text{A}$	1.3	V
逆電流 Reverse Current	I_{RRM}	$V_R = V_{RRM}$	50	μA
逆回復時間 Reverse Recovery Time	t_{rr}	$I_F = 0.1\text{A}, I_R = 0.1\text{A}$	0.4	μs
熱抵抗 Thermal Resistance	$R_{th(j-c)}$	接合・ケース間 平滑直流 junction to case	3.0	$^\circ\text{C/W}$

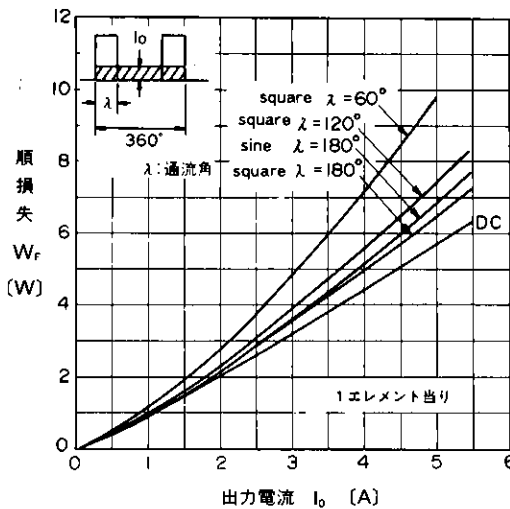
■特性曲線：Characteristics



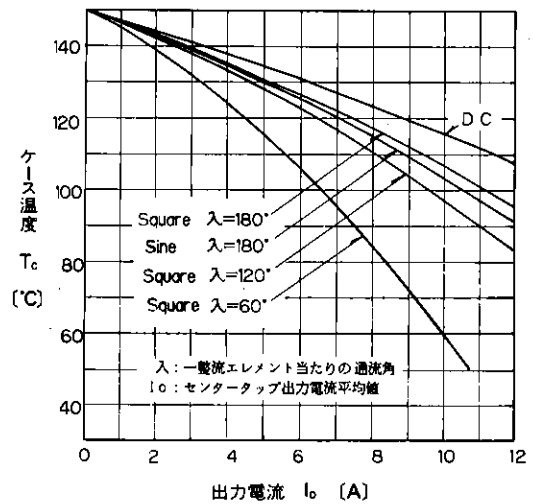
順電圧 V_F (V)
順特性 (代表特性)
Forward Characteristics



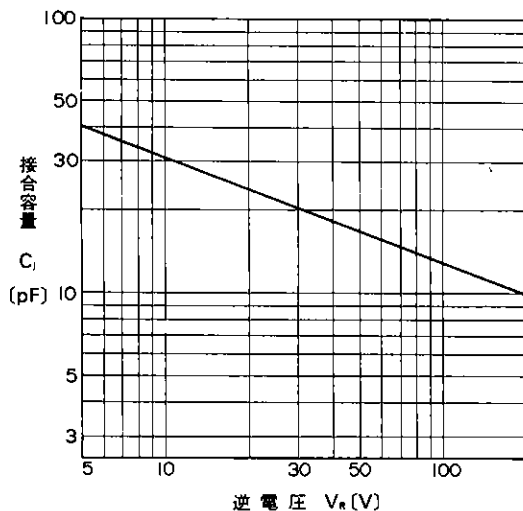
逆電圧 V_R (V)
逆特性 (代表特性)
Reverse Characteristics



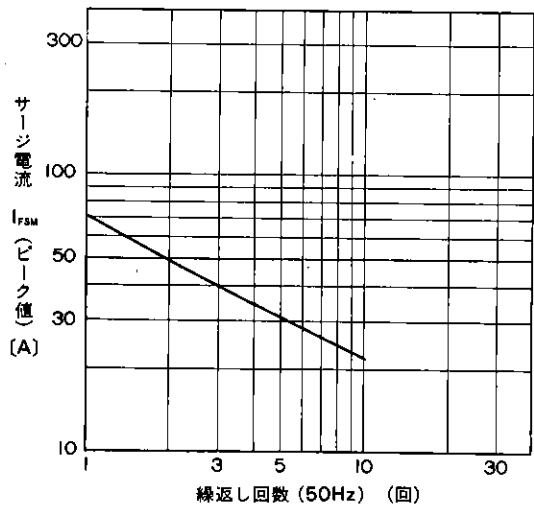
出力電流 I_o (A)
順損失特性
Forward Power Dissipation



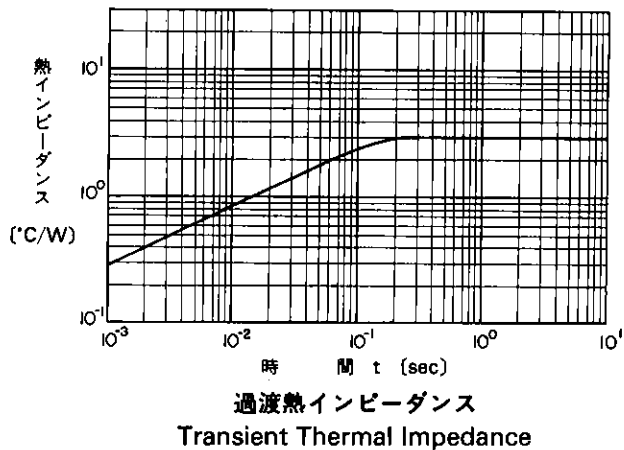
出力電流—ケース温度特性
Output Current-Case Temperature



逆電圧 V_R (V)
接合容量特性 (代表特性)
Junction Capacitance Characteristics



サージ電流 (ピーク値) (A)
繰返し回数 (50Hz) (回)
サージ電流耐量
Surge Capability



A