

### 低損失超高速ダイオード

### LOW LOSS SUPER HIGH SPEED RECTIFIER

#### ■特長：Features

- 取り付け面が絶縁されたフルモールドタイプ  
Insulated package by fully molding.
- 低 $V_F$   
Low  $V_F$
- スイッチングスピードが非常に速い  
Super high speed switching.
- プレーナー技術による高信頼性  
High reliability by planer design.

#### ■用途：Applications

- 高速電力スイッチング  
High speed power switching.

#### ■定格と特性：Maximum Ratings and Characteristics

##### ●絶対最大定格：Absolute Maximum Ratings

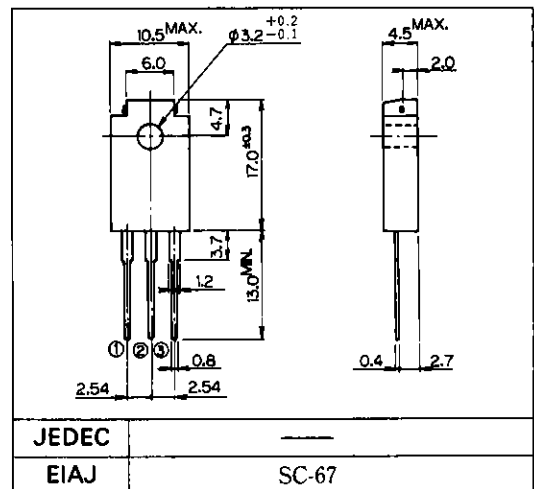
Items	Symbols	Conditions	Ratings	Units
ピーク繰り返し逆電圧 Repetitive Peak Reverse Voltage	$V_{RRM}$		200	V
平均出力電流 Average Output Current	$I_o$	方形波, $duty = 1/2$ , $T_c = 120^\circ C$ Square wave	5*	A
サージ電流 Surge Current	$I_{FSM}$	正弦波 Sine wave 10ms	25	A
接合温度 Operating Junction Temperature	$T_j$		-40 ~ +150	$^\circ C$
保存温度 Storage Temperature	$T_{stg}$		-40 ~ +150	$^\circ C$

##### ●電気的特性(特に指定がない限り周囲温度 $T_a = 25^\circ C$ とする)

Electrical Characteristics ( $T_a = 25^\circ C$  Unless otherwise specified)

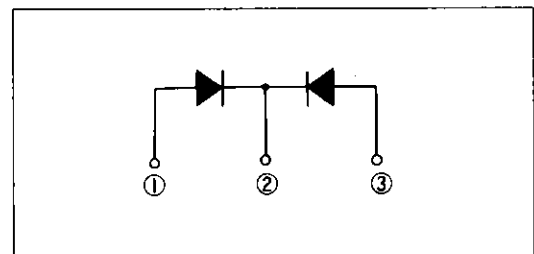
Items	Symbols	Conditions	Max.	Units
順電圧 Forward Voltage Drop	$V_{FM}$	$I_{FM} = 2.5 A$	0.95	V
逆電流 Reverse Current	$I_{RRM}$	$V_R = V_{RRM}$	100	$\mu A$
逆回復時間 Reverse Recovery Time	$t_{rr}$	$I_F = 0.1A$ , $I_R = 0.2A$ , $I_{rec} = 0.05A$	35	ns
熱抵抗 Thermal Resistance	$R_{th(j-c)}$	接合・ケース間 junction to case	5.0	$^\circ C/W$

#### ■外形寸法：Outline Drawings

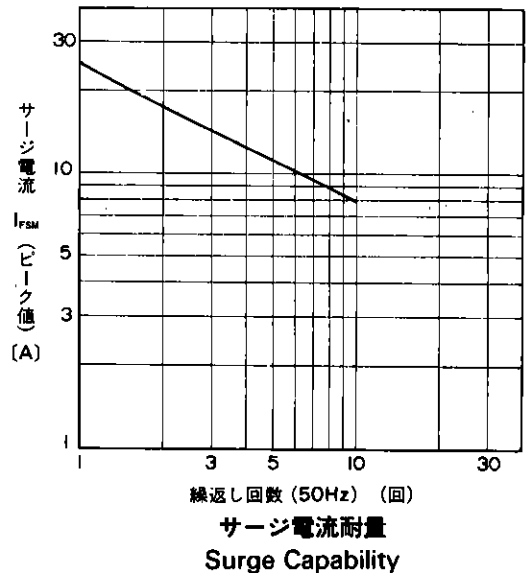
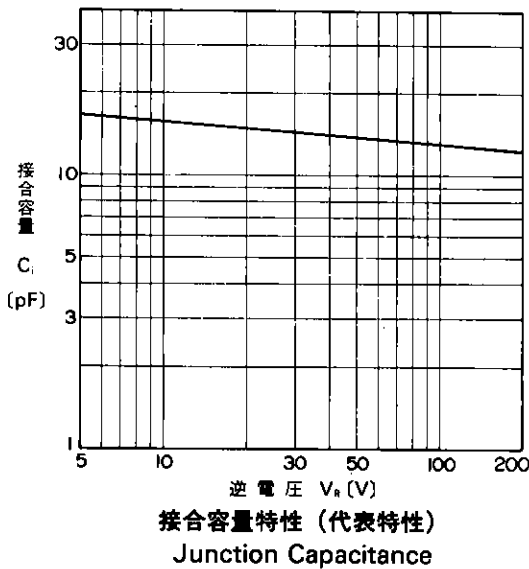
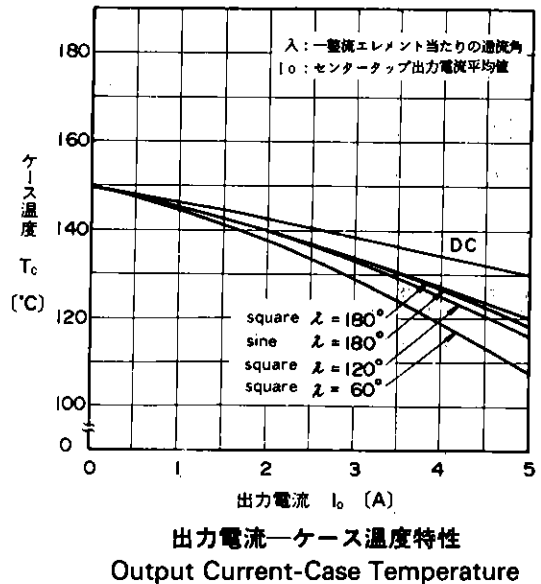
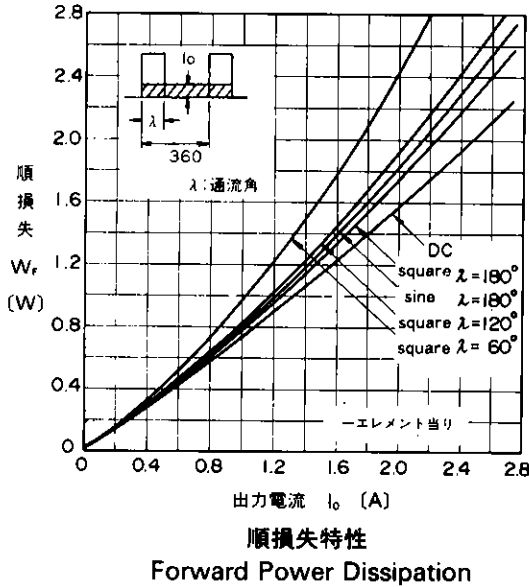
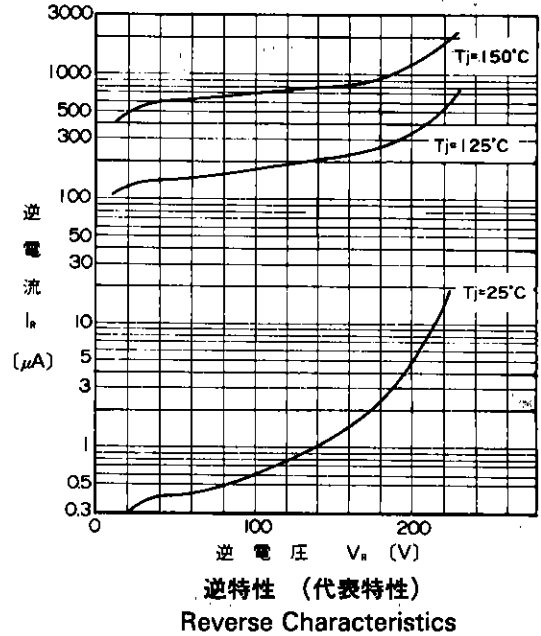
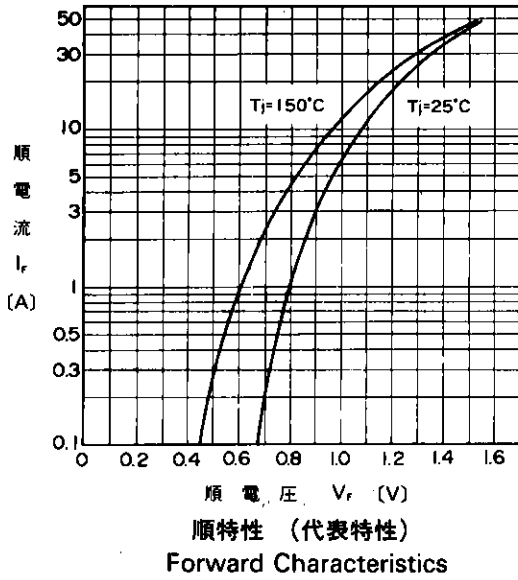


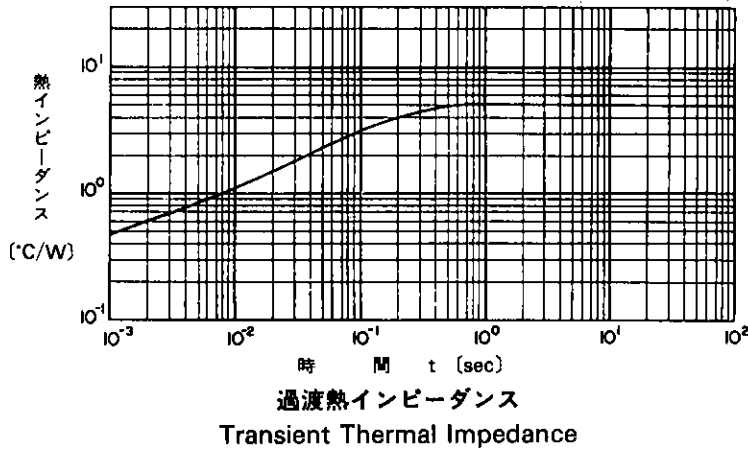
#### ■電極接続

##### Connection Diagram



■特性曲線：Characteristics





A