

ショットキーバリアダイオード

SCHOTTKY BARRIER DIODE

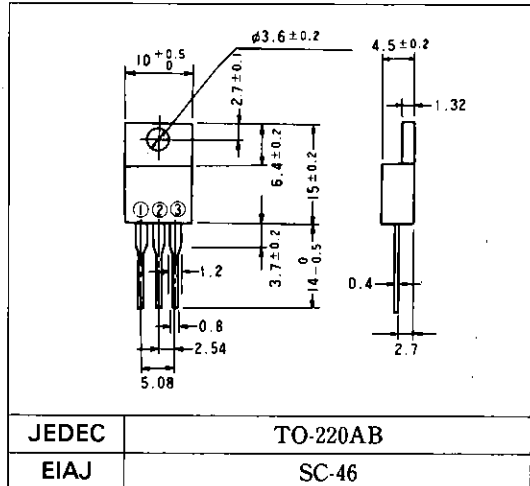
■ 特長 : Features

- 低 V_F
Low V_F
- スイッチングスピードが非常に速い
Super high speed switching.
- プレーナー技術による高信頼性
High reliability by planer design.

■ 用途 : Applications

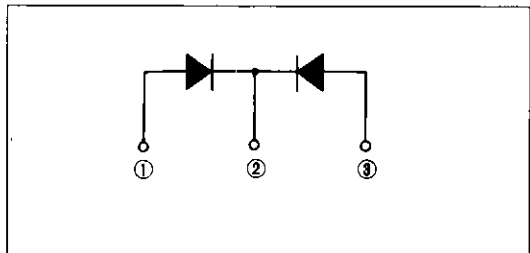
- 高速電力スイッチング
High speed power switching.

■ 外形寸法 : Outline Drawings



■ 電極接続

Connection Diagram



■ 定格と特性 : Maximum Ratings and Characteristics

● 絶対最大定格 : Absolute Maximum Ratings

Items	Symbols	Conditions	Ratings	Units
ピーク繰り返し逆電圧 Repetitive Peak Reverse Voltage	V_{RRM}		90	V
ピーク非繰り返し逆電圧 Non-Repetitive Peak Reverse Voltage	V_{RSM}	$tw = 500ns, duty = 1/10$	100	V
平均出力電流 Average Output Current	I_o	方形波, $duty = 1/2, T_c = 95^\circ C$ Square wave	5.0*	A
サージ電流 Surge Current	I_{FSM}	正弦波 Sine Wave 10ms	60	A
接合温度 Operating Junction Temperature	T_j		-40 ~ +125	$^\circ C$
保存温度 Storage Temperature	T_{stg}		-40 ~ +125	$^\circ C$

* センタータップ平均出力電流

* average forward current of centertap full wave connection

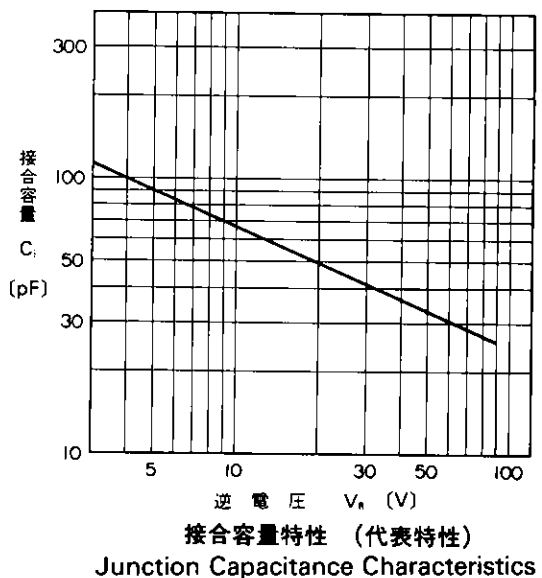
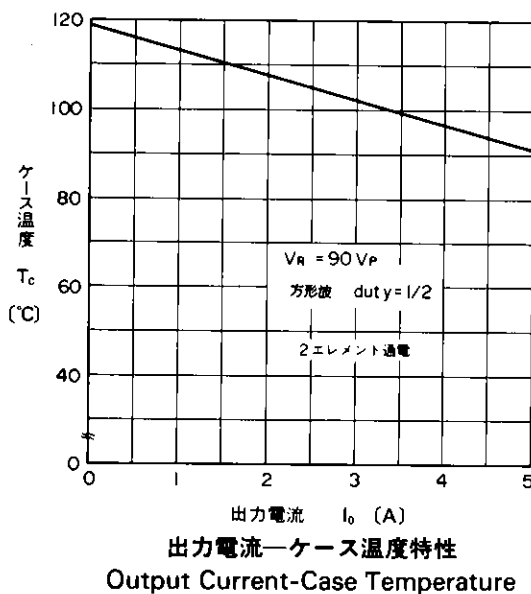
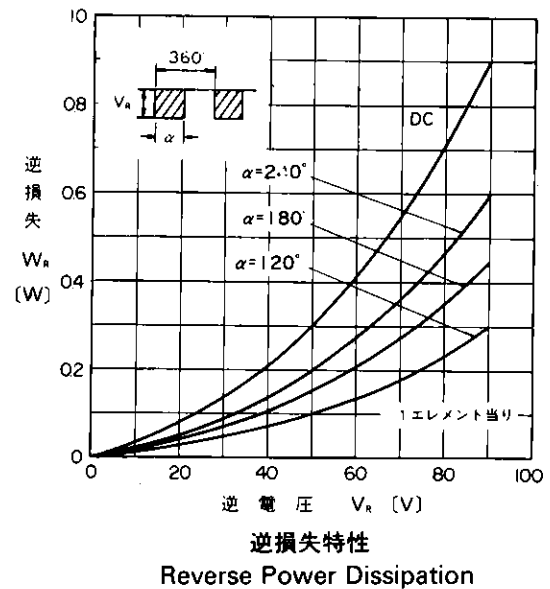
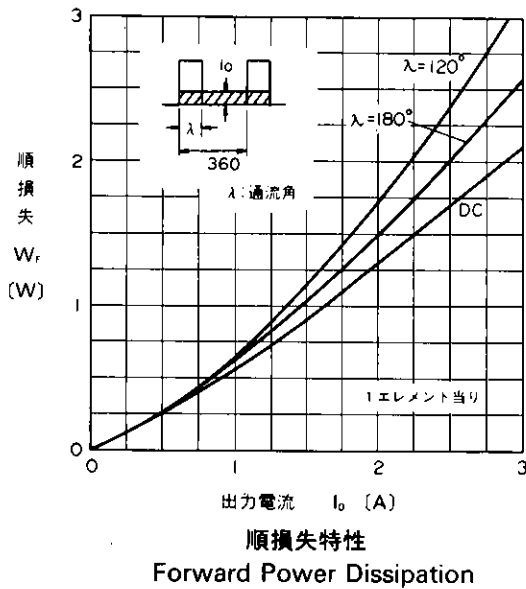
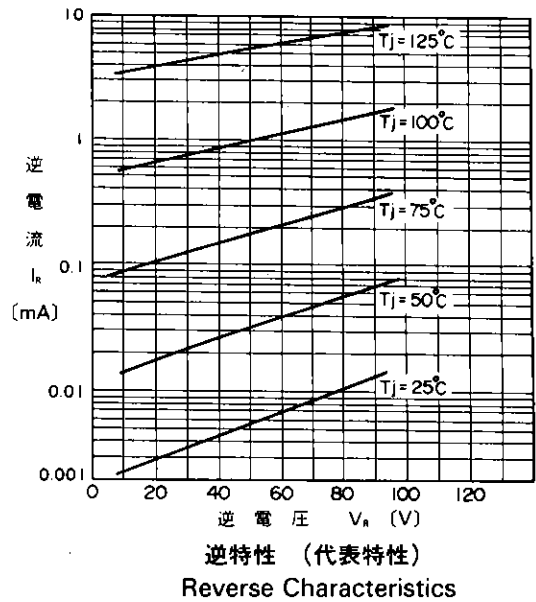
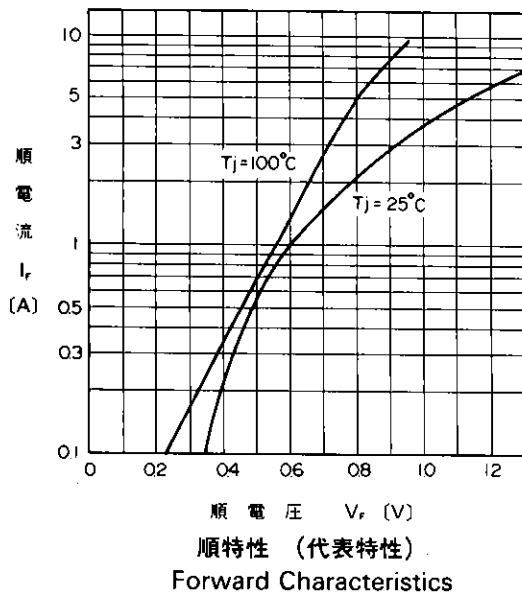
● 電気的特性 (特に指定がない限り周囲温度 $T_a = 25^\circ C$ とする)

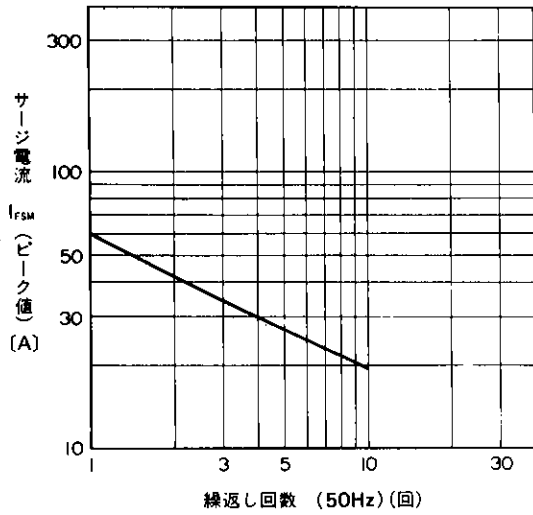
Electrical Characteristics ($T_a = 25^\circ C$ Unless otherwise specified)

Items	Symbols	Conditions	Max.	Units
順電圧 Forward Voltage Drop	V_{FM}	$I_{FM} = 2.0A$	0.9	V
逆電流 Reverse Current	I_{RRM}	$V_R = V_{RRM}$	2.0	mA
熱抵抗 Thermal Resistance	$R_{th(j-c)}$	接合・ケース間 Junction to case	5.0	$^\circ C/W$

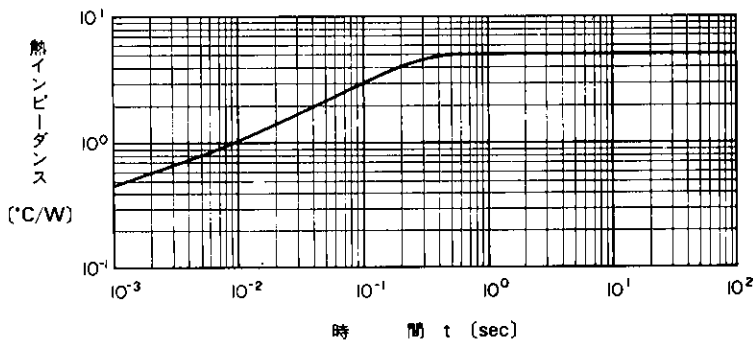
A

■特性曲線：Characteristics





サージ電流耐量
Surge Capability



過渡熱インピーダンス
Transient Thermal Impedance