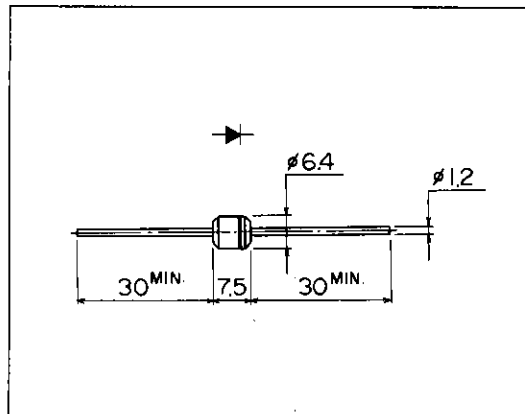


ショットキーバリアダイオード

SCHOTTKY BARRIER DIODE

■外形寸法：Outline Drawings



A

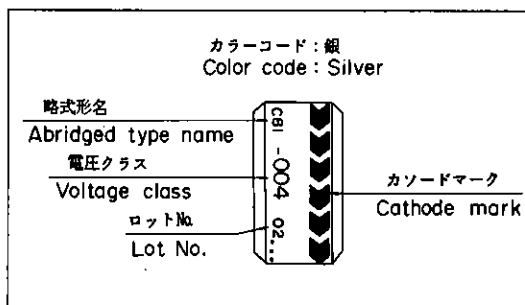
■特長：Features

- 低 V_F
Low V_F
- スイッチングスピードが非常に速い
Super high speed switching.
- プレーナー技術による高信頼性
High reliability by planer design.

■用途：Applications

- 高速電力スイッチング
High speed power switching.

■表示：Marking



■定格と特性：Maximum Ratings and Characteristics

●絶対最大定格：Absolute Maximum Ratings

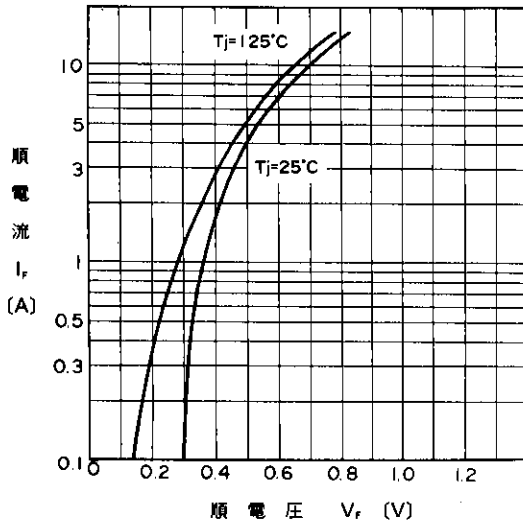
Items	Symbols	Conditions	Ratings	Units
ピーク繰り返し逆電圧 Repetitive Peak Reverse Voltage	V_{RRM}		40	V
平均順電流 Average Forward Current	$I_{F(AV)}$	$T_a = 25^\circ\text{C}$	2.6	A
サージ電流 Surge Current	I_{FSM}	正弦波 10ms Sine wave	120	A
接合温度 Operating Junction Temperature	T_j		-40 ~ +125	$^\circ\text{C}$
保存温度 Storage Temperature	T_{stg}		-40 ~ +125	$^\circ\text{C}$

●電気的特性(特に指定がない限り周囲温度 $T_a = 25^\circ\text{C}$ とする)

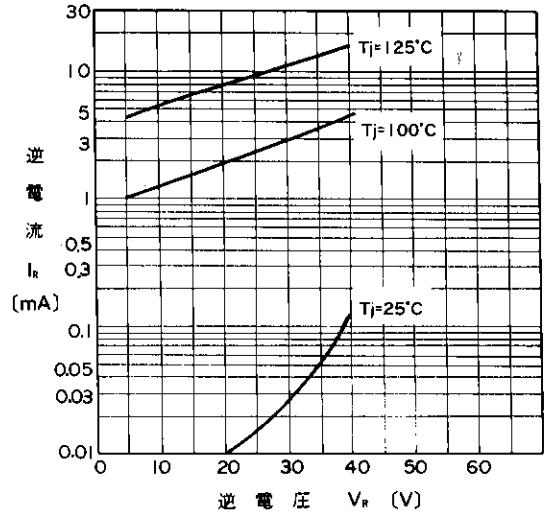
Electrical Characteristics ($T_a = 25^\circ\text{C}$ Unless otherwise specified)

Items	Symbols	Conditions	Max.	Units
順電圧 Forward Voltage Drop	V_{FM}	$I_{FM} = 3.0\text{A}$	0.55	V
逆電流 Reverse Current	I_{RRM}	$V_R = V_{RRM}$	5.0	mA

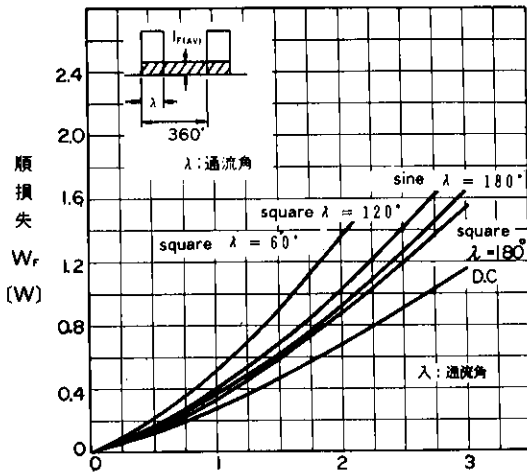
■特性曲線：Characteristics



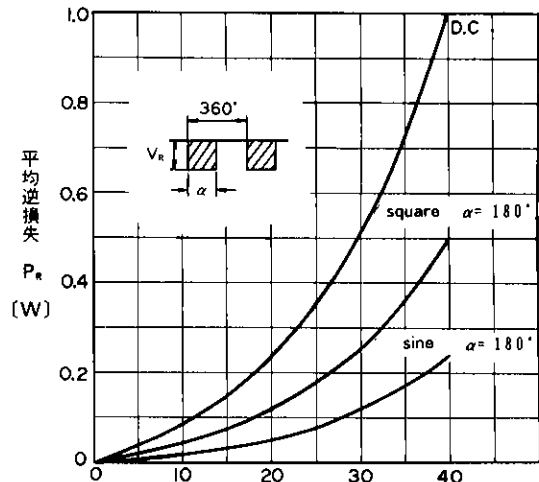
順特性 (代表特性)
Forward Characteristics



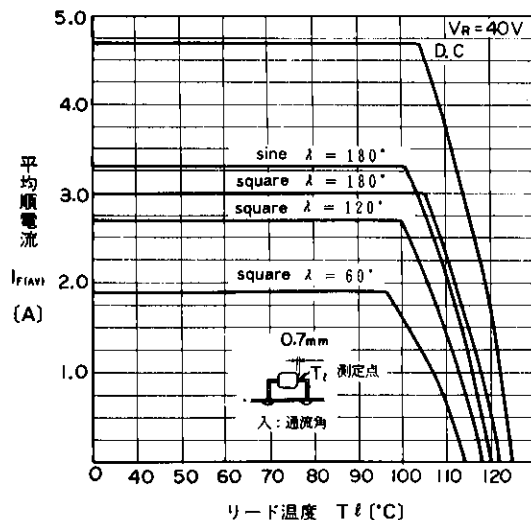
逆特性 (代表特性)
Reverse Characteristics



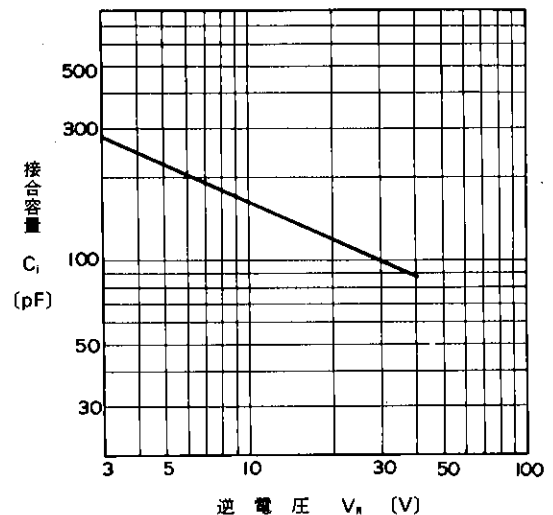
平均順電流 $I_{F(AV)}$ (A)
順損失特性
Forward Power Dissipation



平均逆損失 P_r (W)
逆損失特性
Reverse Power Dissipation

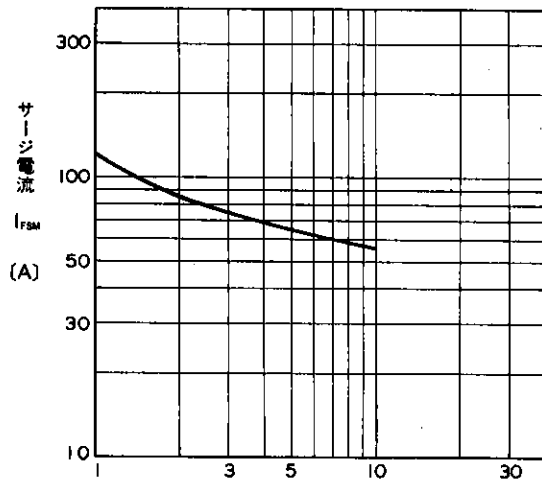


平均順電流—リード温度特性
 $I_{F(AV)}-T_l$ Characteristics

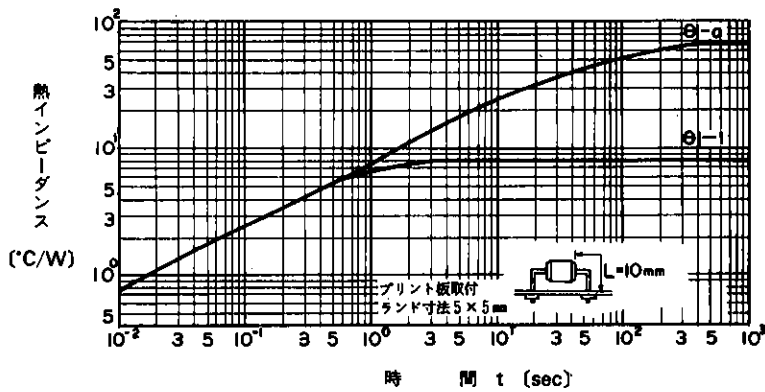


接合容量特性 (代表特性)
Junction Capacitance Characteristics

A



サージ電流耐量
Surge Capability



過渡熱インピーダンス
Transient Thermal Impedance