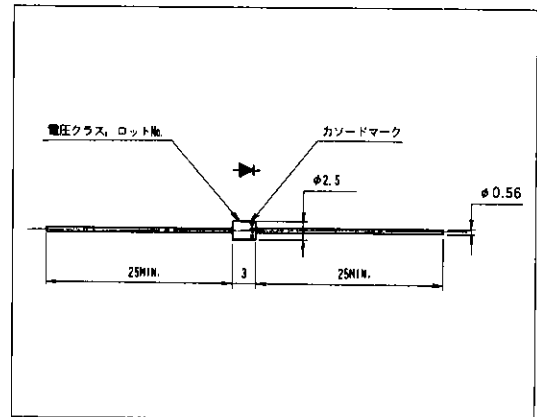


ショットキーバリアダイオード

SCHOTTKY BARRIER DIODE

■外形寸法：Outline Drawings



A

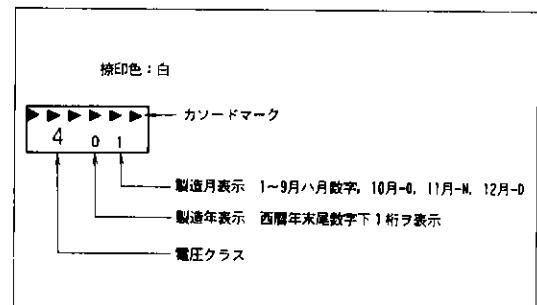
■特長：Features

- 低 V_F
Low V_F
- スイッチングスピードが非常に速い
Super high speed switching.
- プレーナー技術による高信頼性
High reliability by planer design.
- 超小形のため5mmピッチ自動挿入可能
Ultra small package, possible for 5mm pitch automatic insertion.

■用途：Applications

- 高速電力スイッチング
High speed power switching.

■表示：Marking



■定格と特性：Maximum Ratings and Characteristics

●絶対最大定格：Absolute Maximum Ratings

Items	Symbols	Conditions	Ratings	Units
ピーク繰り返し逆電圧 Repetitive Peak Reverse Voltage	V_{RRM}		40	V
ピーク非繰り返し逆電圧 Non-Repetitive Peak Reverse Voltage	V_{RSM}	$tw = 500ns, duty = \frac{1}{40}$	48	V
平均順電流 Average Forward Current	$I_{F(AV)}$	方形波, $duty = \frac{1}{2}, Tl = 115^\circ C$ Square wave	1.0*	A
サージ電流 Surge Current	I_{PSM}	正弦波 10ms 定格負荷状態より Sine wave	50	A
接合温度 Operating Junction Temperature	T_J		-40 ~ +125	$^\circ C$
保存温度 Storage Temperature	T_{stg}		-40 ~ +125	$^\circ C$

* フリント板取付け(ランド10×10mm)

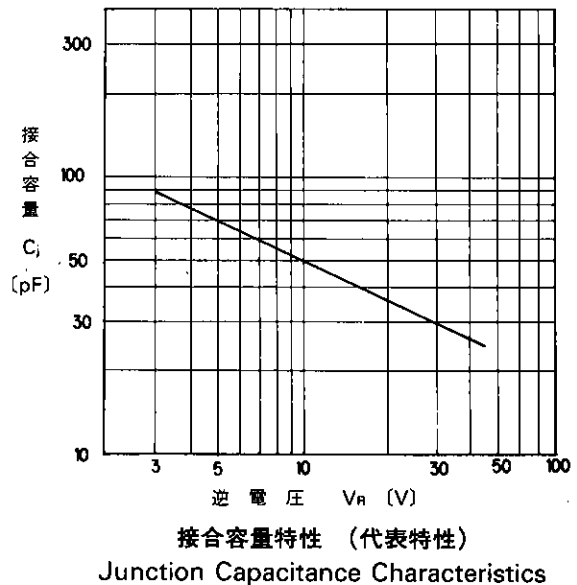
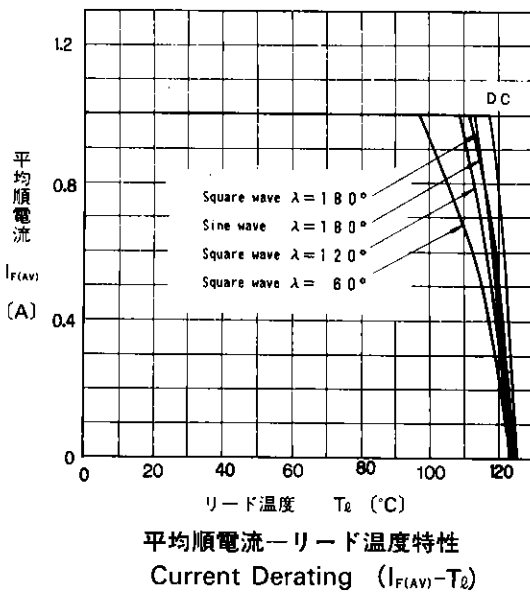
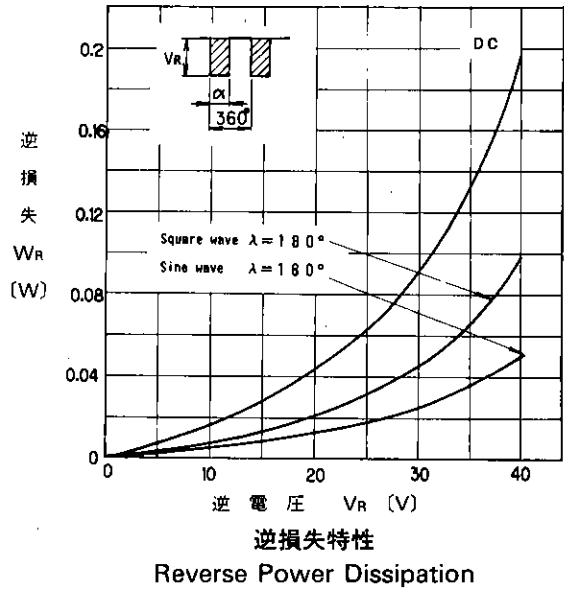
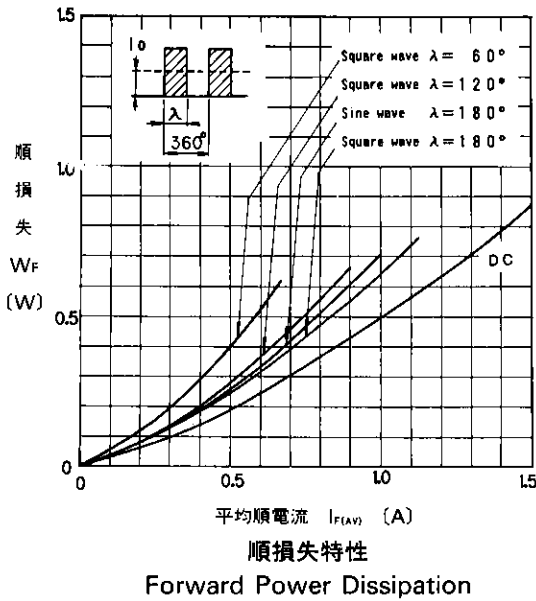
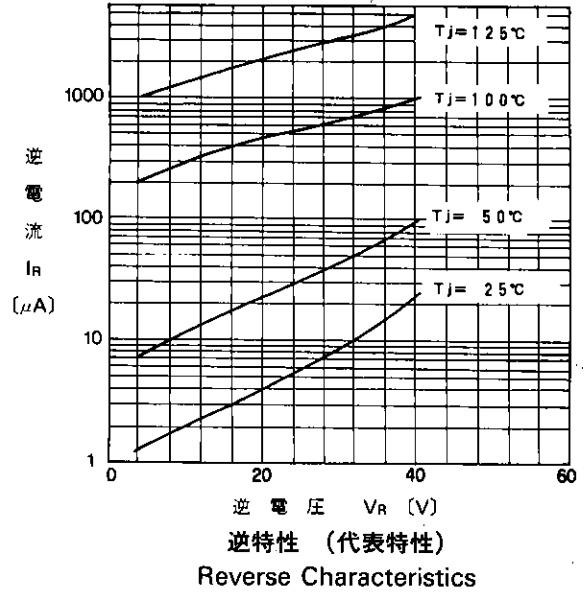
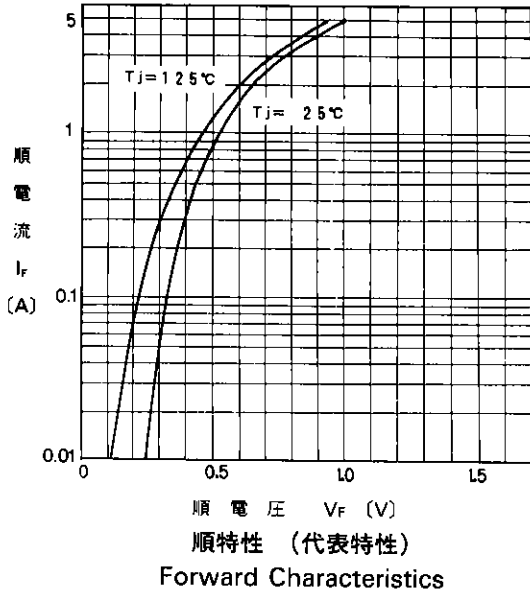
* Mounted on Printed circuit board.

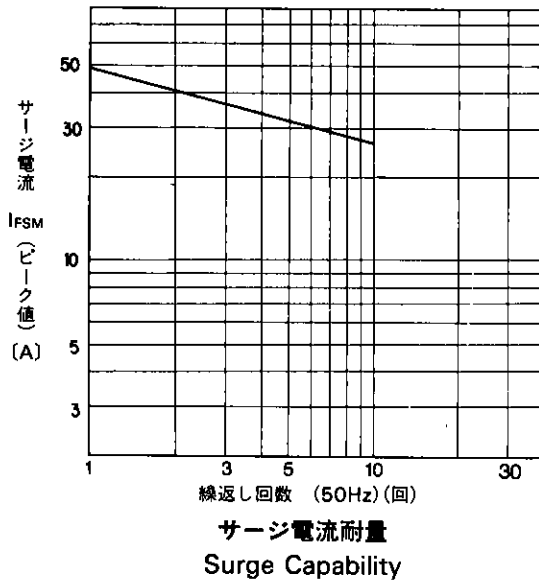
●電気的特性(特に指定がない限り周囲温度 $T_a = 25^\circ C$ とする)

Electrical Characteristics ($T_a = 25^\circ C$ Unless otherwise specified)

Items	Symbols	Conditions	Max.	Units
順電圧 Forward Voltage Drop	V_{FM}	$I_{FM} = 1A$	0.55	V
逆電流 Reverse Current	I_{RRM}	$V_R = V_{RRM}$	2.0	mA

■特性曲線：Characteristics





A